

2016 ANNUAL TRAFFIC VOLUME REPORT ALASKA MARINE HIGHWAY SYSTEM



FerryAlaska.com





ALASKA MARINE HIGHWAY SYSTEM

2016 Annual Traffic Volume Report



Published by the Alaska Marine Highway System
For the State of Alaska
Department of Transportation and Public Facilities



Table of Contents

| | | | |
|--|------------------|---|------------------|
| <i>Introduction</i> | <i>1</i> | <i>Sailings</i> | <i>27</i> |
| Alaska Marine Highway System | 2 | Southeast Routes | 28 |
| Comparisons to Previous Years | 2 | Southwest Routes | 30 |
| Southwest Alaska Routes | 3 | Cross-Gulf Routes | 31 |
| Cross-Gulf Service | 4 | Southeast City Pairs | 32 |
| Southeast Alaska Routes | 4 | Southwest City Pairs | 32 |
| Vessel Information Table | 5 | | |
| Operating Schedule | 6 | <i>Monthly Port Traffic</i> | <i>33</i> |
| | | Southeast Passengers | 34 |
| <i>Historical Traffic</i> | <i>7</i> | Southeast Vehicles | 35 |
| Annual Traffic | 8 | Southwest Passengers | 36 |
| Annual Traffic Chart | 9 | Southwest Vehicles | 37 |
| Annual Southeast Traffic Chart | 9 | Aurora Passengers | 38 |
| Annual Southwest Traffic Chart | 9 | Aurora Vehicles | 39 |
| Annual Traffic Percentage Change | 10 | Columbia Passengers | 40 |
| Regional Traffic Percentage Change | 11 | Columbia Vehicles | 40 |
| Embarking Passenger Traffic | 12 | Fairweather Passengers | 41 |
| Embarking Passenger Traffic Percentage Change | 13 | Fairweather Vehicles | 41 |
| Embarking Vehicle Traffic | 14 | Kennicott Passengers | 42 |
| Embarking Vehicle Traffic Percentage Change | 15 | Kennicott Vehicles | 43 |
| Disembarking Passenger Traffic | 16 | LeConte Passengers | 44 |
| Disembarking Passenger Traffic Percentage Change | 17 | LeConte Vehicles | 45 |
| Disembarking Vehicle Traffic | 18 | Lituya Passengers | 46 |
| Disembarking Vehicle Traffic Percentage Change | 19 | Lituya Vehicles | 46 |
| Southeast Port Departures | 20 | Malaspina Passengers | 47 |
| Southwest Port Departures | 21 | Malaspina Vehicles | 48 |
| | | Matanuska Passengers | 49 |
| <i>Current Annual Traffic</i> | <i>23</i> | Matanuska Vehicles | 50 |
| Regional Monthly Traffic | 24 | Tustumena Passengers | 51 |
| Regional Monthly Passenger Traffic Chart | 24 | Tustumena Vehicles | 52 |
| Regional Monthly Vehicle Traffic Chart | 24 | | |
| Vessel Monthly Traffic Comparison | 25 | <i>Port to Port Traffic (On/Off)</i> | <i>53</i> |
| Vessel Passenger Chart | 25 | Southeast On/Off: Calendar Year | 54 |
| Vessel Vehicle Chart | 25 | Southeast On/Off: Summer | 55 |
| Vessel Monthly Passenger Chart | 25 | Southwest On/Off: Calendar Year | 56 |
| | | Southwest On/Off: Summer | 57 |

| | | | |
|----------------------------------|----|-------------------------|----|
| Cross-Gulf On/Off: Calendar Year | 58 | Stateroom Usage by Link | 91 |
| Cross-Gulf On/Off: Summer | 59 | Cross-Gulf Link Diagram | 92 |
| Aurora On/Off | 60 | Southeast Link Diagram | 92 |
| Columbia On/Off | 61 | Southwest Link Diagram | 93 |
| Fairweather On/Off | 62 | | |
| Kennicott On/Off | 63 | | |
| LeConte On/Off | 64 | | |
| Lituya On/Off | 64 | | |
| Malaspina On/Off | 65 | | |
| Matanuska On/Off | 66 | | |
| Tustumena On/Off | 67 | | |

Link Volume Summary 69

| | |
|--------------------------------|----|
| Southeast Alaska Link Volume | 70 |
| Southwest Alaska Link Volume | 71 |
| Cross-Gulf Link Volume | 72 |
| Aurora Link Volume | 72 |
| Columbia Link Volume | 73 |
| Fairweather Link Volume | 73 |
| Kennicott Link Volume | 74 |
| LeConte Link Volume | 75 |
| Lituya Link Volume | 76 |
| Malaspina Link Volume | 76 |
| Matanuska Link Volume | 77 |
| Tustumena Link Volume | 78 |
| Monthly Southeast Link Volume | 79 |
| Monthly Southwest Link Volume | 81 |
| Monthly Cross-Gulf Link Volume | 83 |

Stateroom Usage 85

| | |
|----------------------|----|
| Columbia Staterooms | 86 |
| Kennicott Staterooms | 87 |
| Malaspina Staterooms | 88 |
| Matanuska Staterooms | 89 |
| Tustumena Staterooms | 90 |

Introduction

Alaska Marine Highway System, Annual Traffic Volume Report • 2016

Alaska Marine Highway System

The Alaska Marine Highway System (AMHS) serves 33 Alaska ports by transporting passengers and vehicles between coastal communities. This service helps meet the social, educational, health and economic needs of Alaskans.

AMHS provides year-round scheduled ferry service throughout Southeast and Southwest Alaska, extending south to Prince Rupert, British Columbia and Bellingham, Washington. The system connects communities with each other, regional centers, and the continental road system. It is an integral part of Alaska's highway system, reaching many communities that would otherwise be cut off from the rest of the state and nation. AMHS also provides a coastal transportation alternative between Anchorage and the "Lower 48" states versus driving the Alaska Highway.

AMHS is designed to provide basic transportation services to communities: transportation that allows community access to health services, commodities, legal services, government services, and social services; transportation that meets the social needs of isolated communities; and transportation that provides a base for economic development.

Service and Amenities

AMHS service is divided into two major systems: the Southeast System (from Bellingham north to Yakutat) and the Southwest System (from Cordova west to Unalaska / Dutch Harbor). The Alaska Marine Highway fleet consists of eleven vessels; 7 operate in the Southeast System and 4 operate in the Southwest System. All eleven vessels are designed to carry passengers and vehicles ranging in size from motorcycles to large freight container vans.

Trips on AMHS can last several hours or several days, so passenger services are an important aspect of the state's transportation service. Most vessels provide food service, shower facilities, observation lounges, and recliner lounges. The larger vessels provide additional amenities, including play areas for children. Six vessels have stateroom accommodations for overnight travel, or for passengers who want a space they can call their own while traveling.

Freight Transport

One regular use of AMHS is the year-round shipment of container vans. These vans transport time-sensitive cargo such as fresh vegetables, meat, and dairy products from Bellingham and regional Alaska centers to communities served by the system. Local restaurants, grocery stores, individuals, and food distribution businesses have established delivery schedules with AMHS to ensure regular and continuous delivery of perishable goods. Shipping perishable supplies on AMHS is more cost-effective than air freight, and in many cases ensures delivery to communities on a more frequent basis than commercial barge and freight lines. Vans are also used to move fresh Alaska fish and seafood to markets, and to transport U.S. mail and household goods.

Planned Service Reductions

During the fall, winter and spring months, all vessels are scheduled for annual maintenance. This normally requires a six to eight week lay-up period resulting in reduced service for each ship. Major projects to refurbish the vessels and to keep them in compliance with SOLAS (Safety of Life at Sea) requirements also keep vessels out of service. Vessels are put into lay-up during periods of low traffic demand, or as a means to reduce operating costs. During 2016, each AMHS vessel was out of service for maintenance, project work, or lay-up status. Please refer to page 6 for a full operating schedule.

Comparisons to Previous Years

For the years 2000 through 2016, counts are based on tickets that were issued for the sailings. This method should not affect the traffic totals or the traffic between ports when compared to previous years; however, some counts may not be accurate when subtotaled by vessel. Furthermore, the following points should be considered:

- Care must be taken when comparing the traffic data to 1997. A fishermen's blockade of the *MV Malaspina* on July 19, 1997 resulted in a 138-day suspension of service to the Canadian port of Prince Rupert. Limited service was restored December 4th, with one trip per week by the *MV Aurora*. The disruption had a major impact on AMHS traffic.

- In January 2002, AMHS discontinued regular service to Hollis when the Inter-Island Ferry Authority's *MV Prince of Wales* began service between Ketchikan and Hollis. The impact of discontinuing regular Hollis service can be seen when comparing previous years for Hollis and Ketchikan. While AMHS does not officially serve Hollis any longer, backup support for the Inter-Island Ferry Authority may be provided as needed.
- Prior to 2003, Yakutat traffic was included in the Southwest Region. From 2003 forward, Yakutat traffic has been reported in the Southeast Region.
- On September 29th, 2005 service to Seward was discontinued. However, overall cross-gulf traffic was not impacted because Seward traffic was re-routed to Whittier.
- On June 9th, 2006 the *MV LeConte* ceased operations as a 24/7 vessel and was converted to day boat status. Consequently, statistics for the *MV LeConte* will reflect that change in status.
- During 2009, the *MV Tustumena* provided only one trip per month down the Aleutian Chain.
- During 2013, service in the Southwest region was severely impacted by delays in the *MV Tustumena's* annual maintenance project. Limited summer service from Homer to Kodiak and the Aleutian Chain was provided by the *MV Kennicott*. The *MV Kennicott* also provided supplemental service to Prince William Sound in 2013, along with the *MV Aurora* and *FVF Chenega* in the summer.
- In July 2013, service to Metlakatla was discontinued from Port Chester and began from the new Annette Bay terminal. Therefore, traffic will be split on the charts for Metlakatla.
- Due to budget constraints in 2015, AMHS reduced its operating schedule by 26.2 weeks of service as compared to 2014. This reduction in service, in combination with the budget uncertainty resulted in a decrease in ridership in 2015.
- Due to budget constraints in 2016, AMHS reduced its operating schedule by 23.2 weeks of service as compared to 2015. This reduction in service, in combination with the budget uncertainty resulted in a decrease in ridership in 2016.

Southwest Alaska Routes

The Southwest system serves Prince William Sound, the Kenai Peninsula, Kodiak Island, and the Aleutian Islands. The *MV Tustumena* provides regular service between Kodiak, Port Lions, Seldovia and Homer. The Aleutian Chain trip is not made in the winter because of adverse weather conditions.

Tourist passengers add a significant percentage to Prince William Sound traffic in the summer, especially between Valdez and Whittier. The economy began to realize gains in the travel market in 2010, which were then realized in overall ridership of the Alaska Marine Highway System. Prince William Sound traffic has remained strong after a peak in 2011. The Southwest routes connect to the continental road system at Valdez, Whittier, and Homer, Alaska.



Cross Gulf Service

When the *MV Kennicott*, a vessel certified to operate in open waters, joined the fleet in summer 1998 the ferry system expanded to include regular cross gulf sailings. These sailings connect Southeast Alaska with the South Central and Southwest regions of the state. In 2016, the *MV Kennicott* operated on a full-time basis. All cross-gulf trips include a stop at the port of Yakutat, a community that is unique in that it is served only on the cross-gulf route.

Southeast Alaska Routes

The Southeast AMHS route system is divided into two subsystems: the “mainline” routes which typically take more than one day for the ship to travel; and shorter routes where the vessels depart their home port in the morning, travel to destination ports and then return to their home port on the same day. The shorter routes are commonly referred to as “day boat” routes.

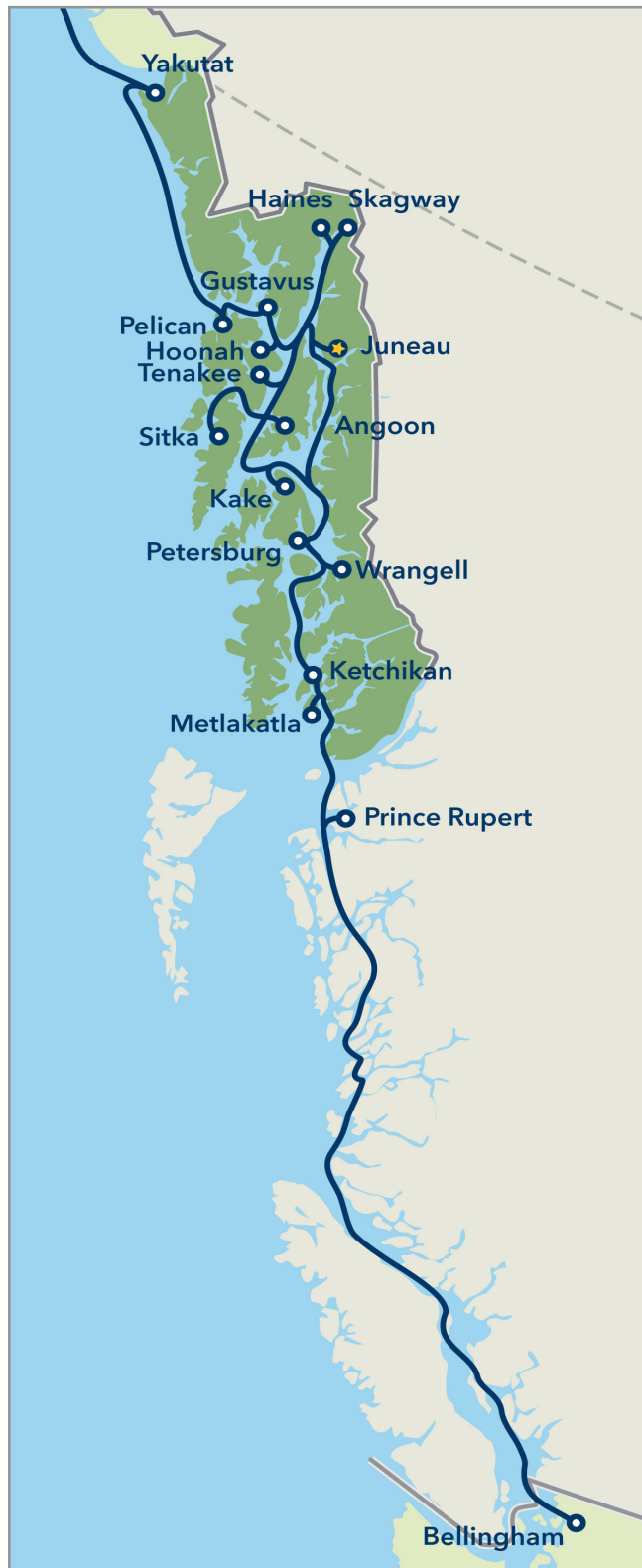
The mainline routes carry a high percentage of tourists and vehicles in the summer, and provide service between Bellingham, Washington or Prince Rupert, British Columbia and Skagway or Haines, Alaska. Along the way, the ships stop in Ketchikan, Wrangell, Petersburg, Sitka, Juneau, and Haines. Although Kake and Hoonah are smaller communities, they are also served by certain mainline sailings.

During 2016, four out of the five largest AMHS vessels were used on the Southeast mainline routes. These were the *MV Columbia*, *MV Kennicott*, *MV Matanuska*, and *MV Malaspina*.

The day boat routes connect the smaller communities of Southeast Alaska with each other and with the Southeast Alaska mainline communities (Ketchikan, Petersburg, Wrangell, Sitka, Juneau, Haines and Skagway) that serve as regional centers for commerce, government, health services, and/or connections to other transportation systems. The day boat routes primarily serve local residents, and include Angoon, Gustavus, Hoonah, Kake, Metlakatla, Pelican, and Tenakee.

In 2016, there were three AMHS vessels that provided service on the day boat routes. These were the *MV LeConte*, the *FVF Fairweather* and the *MV Lituya*. The *MV Lituya* is dedicated to providing day boat service between Ketchikan and Metlakatla.

The Southeast system connects with the continental road system at Bellingham, Washington, in Prince Rupert British Columbia, and in Alaska at Haines and Skagway.

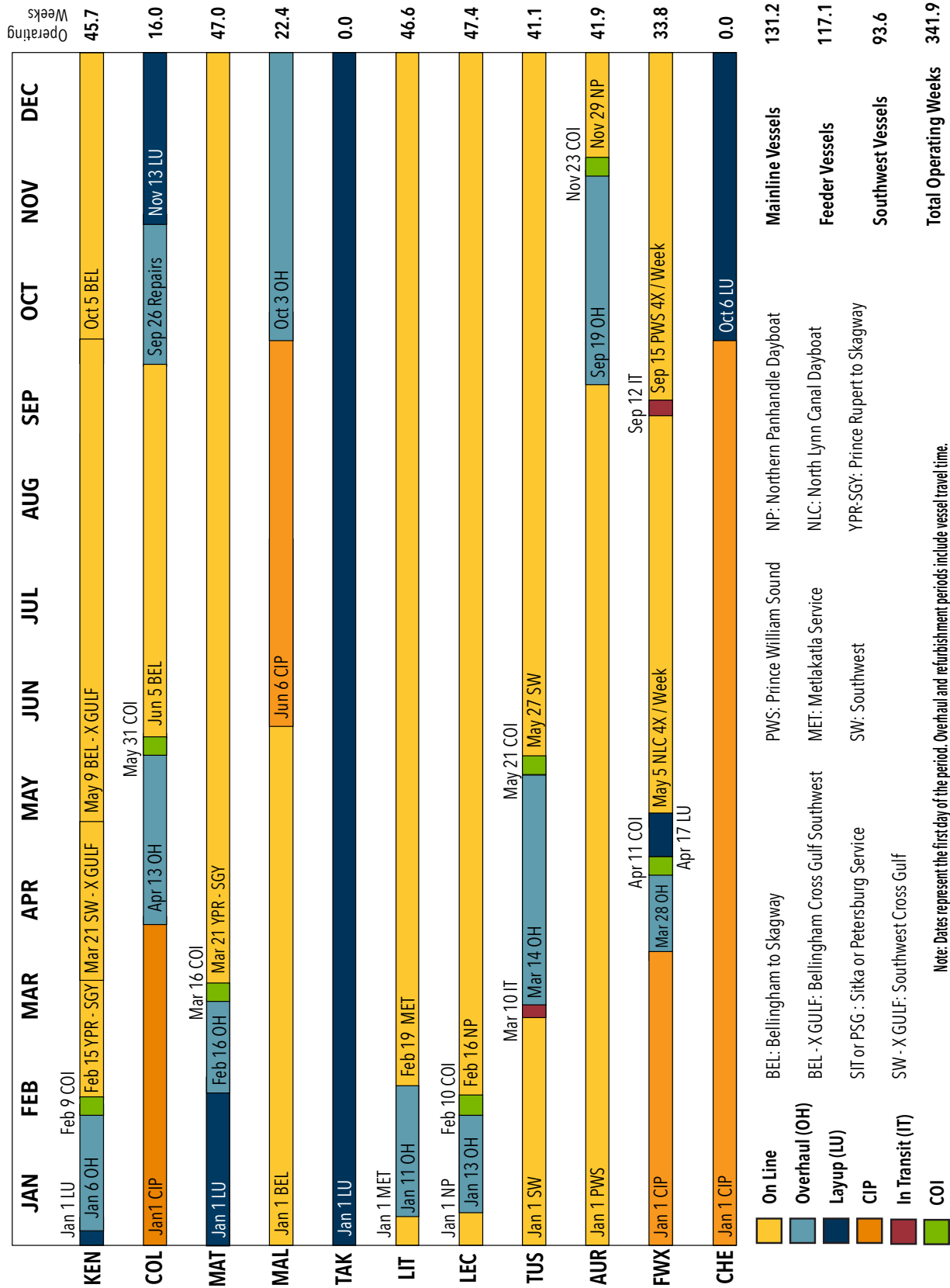


Vessel Information Table

| | COLUMBIA | KENNICOTT | MALASPINA | MATANUSKA | TAKU | TUSTUMENA | AURORA | LECONITE | CHENEGA | FAIRWEATHER | LITUVA |
|------------------------------|------------|------------|------------|-------------|-----------|------------|----------|----------|----------|-------------|----------|
| Date Built | 1974 | 1998 | 1963 | 1963 | 1963 | 1964 | 1977 | 1974 | 2005 | 2004 | 2004 |
| Length (feet) | 418 | 382 | 408 | 408 | 352 | 296 | 235 | 235 | 235 | 235 | 181 |
| Beam (feet) | 85 | 85 | 74 | 74 | 74 | 59 | 57 | 57 | 60 | 60 | 50 |
| Displacement (long tons) | 7,684 | 7,504 | 5,994 | 5,569 | 4,319 | 3,081 | 2,132 | 2,132 | 787 | 787 | 647 |
| Loaded Draft (feet-inches) | 17'-6 1/8" | 17'-6" | 16'-10" | 16'-11 5/8" | 17' | 14'-4 1/2" | 13'-8" | 13'-8" | 8'-6" | 8'-6" | 12' |
| International Tonnage: Gross | 13,009 | 12,635 | 9,121 | 9,214 | 7,302 | 4,529 | 3,124 | 3,124 | 3,420 | 3,424 | 758 |
| (cubic capacity) Net | 4,932 | 3,790 | 3,667 | 3,824 | 2,496 | 1,451 | 987 | 987 | 1,026 | 1,027 | 227 |
| Domestic Tonnage: Gross | 3,946 | 9,978 | 2,928 | 3,029 | 2,625 | 2,174 | 1,280 | 1,328 | 1,333 | 1,280 | 97 |
| (cubic capacity) Net | 2,683 | 7,354 | 1,253 | 1,235 | 1,494 | 898 | 453 | 566 | 827 | 870 | 66 |
| Horsepower @ Service Speed | 10,800 | 13,200 | 8,000 | 7,200 | 8,000 | 5,100 | 4,300 | 4,300 | 19,310 | 19,310 | 2,000 |
| Service Speed (knots) | 17.3 | 16.8 | 16.5 | 16.5 | 16.5 | 13.3 | 14.5 | 14.5 | 32 | 32 | 11.5 |
| Fuel Use (Gallons/hour) | 397 | 354 | 270 | 234 | 253 | 151 | 190 | 188 | 600 | 600 | 55 |
| Normal Crew Capacity | 63 | 55 | 47 | 48 | 44 | 38 | 24 | 24 | 10 | 10 | 5 |
| BOOKING CAPACITIES | | | | | | | | | | | |
| Passenger Capacity | 499 | 450 | 450 | 450 | 350 | 160 | 250 | 225 | 210 | 210 | 125 |
| Vehicle Capacity (lane feet) | 2,660 | 1,560 | 1,675 | 1,675 | 1,000 | 680 | 660 | 660 | 620 | 620 | 300 |
| (Qty of 20 foot vehicles) | 133 | 78 | 83 | 83 | 50 | 34 | 33 | 33 | 31 | 31 | 15 |
| Commercial Van Capacity | 16 | 17 | 10 | 10 | 5 | 6 | 7 | 8 | 3 | 3 | 2 |
| Staterooms - 4 berth | 45 | 48 | 45 | 5 | 6 | 6 | - | - | - | - | - |
| Staterooms - 3 berth | - | - | - | 21 | - | - | - | - | - | - | - |
| Staterooms - 2 berth | 56 | 58 | 26 | 79 | 32 | 17 | - | - | - | - | - |
| ADA Staterooms (4 b) | - | 3 | - | - | - | - | - | - | - | - | - |
| ADA Staterooms (2 b) | 3 | - | 1 | 1 | 2 | 1 | - | - | - | - | - |
| TOTAL STATEROOMS | 104 | 109 | 72 | 106 | 40 | 24 | - | - | - | - | - |
| TOTAL BERTHS | 298 | 320 | 234 | 243 | 92 | 60 | - | - | - | - | - |

Operating Schedule

January 1 to December 31, 2016



Historical Traffic

Alaska Marine Highway System, Annual Traffic Volume Report • 2016

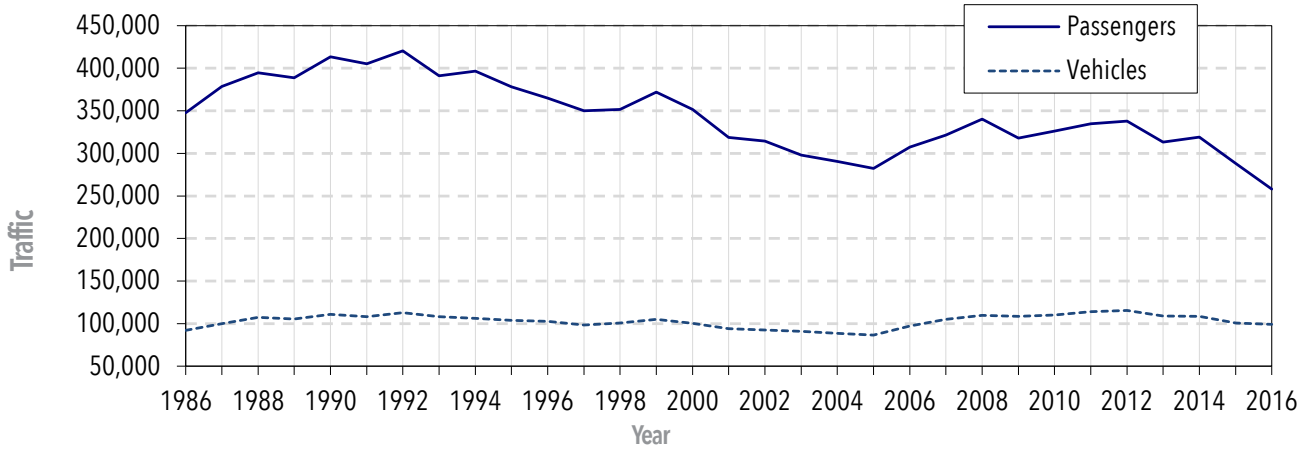
Source: Annual Traffic Volume Reports (Link Volume Summary Reports). Percentage change is calculated from the prior year and all traffic is included with the exception of excursion trip passenger traffic. For 1998 through 2004, excursion trips were offered. 2013 marked the 50th anniversary of AMHS and as part of the celebration, two excursion trips were offered: one to Misty Fjords and one to Tracy Arm.

Annual Traffic

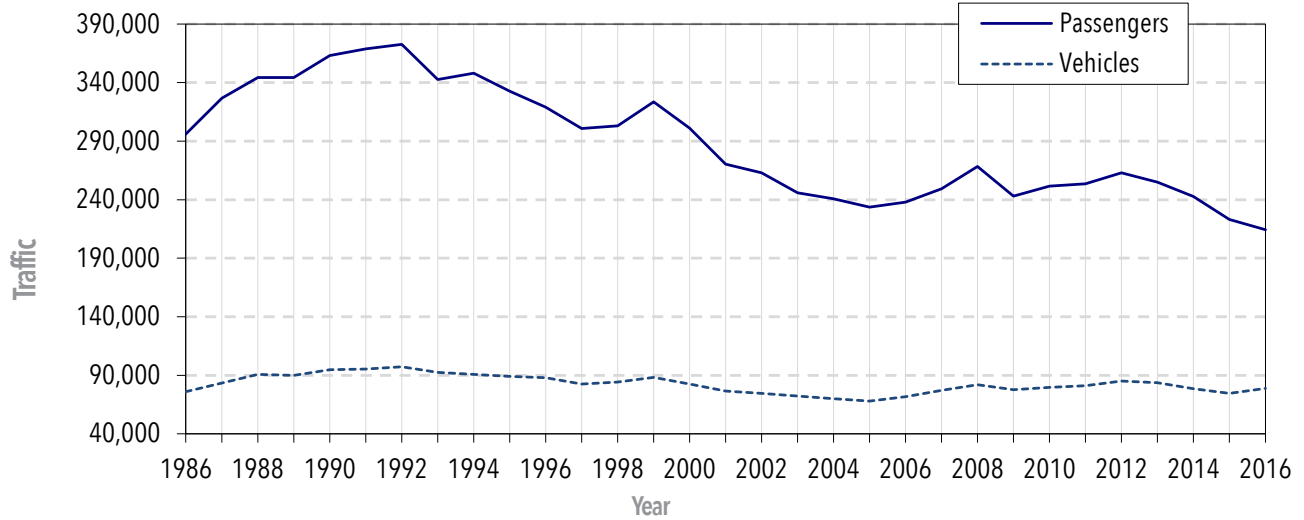
| PASSENGERS | | | |
|------------|-----------|-----------|---------|
| YEAR | SOUTHEAST | SOUTHWEST | TOTAL |
| 1986 | 296,070 | 51,799 | 347,869 |
| 1987 | 326,644 | 52,047 | 378,691 |
| 1988 | 344,209 | 50,432 | 394,641 |
| 1989 | 344,389 | 44,202 | 388,591 |
| 1990 | 363,122 | 50,271 | 413,393 |
| 1991 | 368,780 | 36,248 | 405,028 |
| 1992 | 372,680 | 47,756 | 420,436 |
| 1993 | 342,613 | 48,678 | 391,291 |
| 1994 | 347,998 | 48,545 | 396,543 |
| 1995 | 332,712 | 45,373 | 378,085 |
| 1996 | 318,864 | 46,053 | 364,917 |
| 1997 | 300,653 | 49,450 | 350,103 |
| 1998 | 303,076 | 48,337 | 351,413 |
| 1999 | 323,608 | 48,437 | 372,045 |
| 2000 | 301,244 | 50,216 | 351,460 |
| 2001 | 270,507 | 48,384 | 318,891 |
| 2002 | 263,105 | 51,304 | 314,409 |
| 2003 | 245,818 | 52,147 | 297,965 |
| 2004 | 240,666 | 49,959 | 290,625 |
| 2005 | 233,667 | 48,569 | 282,236 |
| 2006 | 237,965 | 69,255 | 307,220 |
| 2007 | 249,310 | 72,299 | 321,609 |
| 2008 | 268,335 | 72,077 | 340,412 |
| 2009 | 242,940 | 74,951 | 317,891 |
| 2010 | 251,503 | 74,810 | 326,313 |
| 2011 | 253,554 | 81,224 | 334,778 |
| 2012 | 262,931 | 74,843 | 337,774 |
| 2013 | 254,437 | 58,874 | 313,311 |
| 2014 | 242,648 | 76,356 | 319,004 |
| 2015 | 223,000 | 65,133 | 288,133 |
| 2016 | 203,237 | 54,805 | 258,042 |

| VEHICLES | | | |
|----------|-----------|-----------|---------|
| YEAR | SOUTHEAST | SOUTHWEST | TOTAL |
| 1986 | 75,996 | 16,029 | 92,025 |
| 1987 | 83,451 | 16,524 | 99,975 |
| 1988 | 90,672 | 16,642 | 107,314 |
| 1989 | 89,793 | 15,743 | 105,536 |
| 1990 | 94,730 | 16,310 | 111,040 |
| 1991 | 95,173 | 12,860 | 108,033 |
| 1992 | 97,239 | 15,656 | 112,895 |
| 1993 | 92,598 | 15,696 | 108,294 |
| 1994 | 90,758 | 15,245 | 106,003 |
| 1995 | 88,942 | 15,031 | 103,973 |
| 1996 | 87,863 | 14,809 | 102,672 |
| 1997 | 82,451 | 15,878 | 98,329 |
| 1998 | 84,328 | 16,490 | 100,818 |
| 1999 | 88,101 | 16,921 | 105,022 |
| 2000 | 82,651 | 17,484 | 100,135 |
| 2001 | 76,413 | 17,533 | 93,946 |
| 2002 | 74,460 | 17,943 | 92,403 |
| 2003 | 72,386 | 18,586 | 90,972 |
| 2004 | 69,993 | 18,620 | 88,613 |
| 2005 | 67,938 | 18,580 | 86,518 |
| 2006 | 71,609 | 25,461 | 97,070 |
| 2007 | 77,000 | 27,913 | 104,913 |
| 2008 | 82,040 | 27,799 | 109,839 |
| 2009 | 77,671 | 30,870 | 108,541 |
| 2010 | 79,745 | 30,330 | 110,075 |
| 2011 | 81,118 | 32,982 | 114,100 |
| 2012 | 85,009 | 30,439 | 115,448 |
| 2013 | 83,707 | 25,090 | 108,797 |
| 2014 | 78,372 | 30,106 | 108,478 |
| 2015 | 74,399 | 26,148 | 100,547 |
| 2016 | 73,787 | 25,182 | 98,969 |

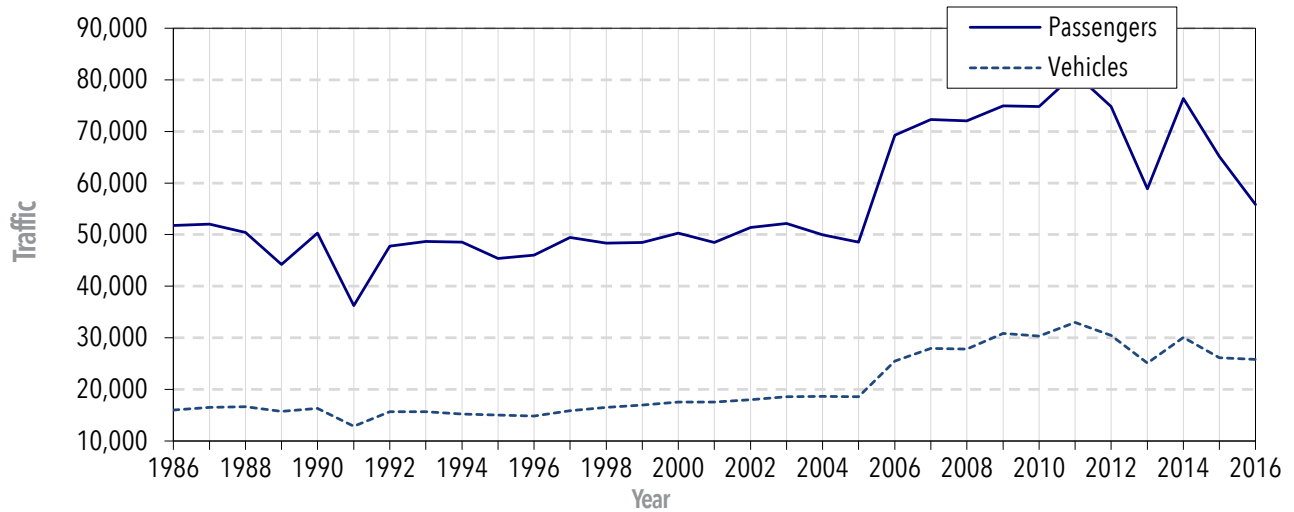
Annual Traffic Chart



Annual Southeast Traffic Chart



Annual Southwest Traffic Chart



Annual Traffic Percentage Change

| PASSENGER TRAFFIC | | |
|-------------------|---------------|----------|
| YEAR | TOTAL TRAFFIC | % CHANGE |
| 1986 | 347,869 | -5.84% |
| 1987 | 378,691 | 8.86% |
| 1988 | 394,641 | 4.21% |
| 1989 | 388,591 | -1.53% |
| 1990 | 413,393 | 6.38% |
| 1991 | 405,028 | -2.02% |
| 1992 | 420,436 | 3.80% |
| 1993 | 391,291 | -6.93% |
| 1994 | 396,543 | 1.34% |
| 1995 | 378,085 | -4.65% |
| 1996 | 364,917 | -3.48% |
| 1997 | 350,103 | -4.06% |
| 1998 | 351,413 | 0.37% |
| 1999 | 372,045 | 5.87% |
| 2000 | 351,460 | -5.53% |
| 2001 | 318,891 | -9.27% |
| 2002 | 314,409 | -1.41% |
| 2003 | 297,965 | -5.23% |
| 2004 | 290,625 | -2.46% |
| 2005 | 282,236 | -2.89% |
| 2006 | 307,220 | 8.85% |
| 2007 | 321,609 | 4.68% |
| 2008 | 340,412 | 5.85% |
| 2009 | 317,891 | -6.62% |
| 2010 | 326,313 | 2.65% |
| 2011 | 334,778 | 2.59% |
| 2012 | 337,774 | 0.89% |
| 2013 | 313,311 | -7.24% |
| 2014 | 319,004 | 1.82% |
| 2015 | 288,133 | -9.68% |
| 2016 | 258,042 | -10.44% |

| VEHICLE TRAFFIC | | |
|-----------------|---------------|----------|
| YEAR | TOTAL TRAFFIC | % CHANGE |
| 1986 | 92,025 | -4.41% |
| 1987 | 99,975 | 8.64% |
| 1988 | 107,314 | 7.34% |
| 1989 | 105,536 | -1.66% |
| 1990 | 111,040 | 5.22% |
| 1991 | 108,033 | -2.71% |
| 1992 | 112,895 | 4.50% |
| 1993 | 108,294 | -4.08% |
| 1994 | 106,003 | -2.12% |
| 1995 | 103,973 | -1.92% |
| 1996 | 102,672 | -1.25% |
| 1997 | 98,329 | -4.23% |
| 1998 | 100,818 | 2.53% |
| 1999 | 105,022 | 4.17% |
| 2000 | 100,135 | -4.65% |
| 2001 | 93,946 | -6.18% |
| 2002 | 92,403 | -1.64% |
| 2003 | 90,972 | -1.55% |
| 2004 | 88,613 | -2.59% |
| 2005 | 86,518 | -2.36% |
| 2006 | 97,070 | 12.20% |
| 2007 | 104,913 | 8.08% |
| 2008 | 109,839 | 4.70% |
| 2009 | 108,541 | -1.18% |
| 2010 | 110,075 | 1.41% |
| 2011 | 114,100 | 3.65% |
| 2012 | 115,448 | 1.18% |
| 2013 | 108,797 | -5.76% |
| 2014 | 108,478 | -0.29% |
| 2015 | 100,547 | -7.31% |
| 2016 | 98,969 | -1.57% |

Regional Traffic Percentage Change

| PASSENGERS | | | | |
|------------|-----------|----------|-----------|----------|
| YEAR | SOUTHEAST | % CHANGE | SOUTHWEST | % CHANGE |
| 1986 | 296,070 | -5.45% | 51,799 | -7.97% |
| 1987 | 326,644 | 10.33% | 52,047 | 0.48% |
| 1988 | 344,209 | 5.38% | 50,432 | -3.10% |
| 1989 | 344,389 | 0.05% | 44,202 | -12.35% |
| 1990 | 363,122 | 5.44% | 50,271 | 13.73% |
| 1991 | 368,780 | 1.56% | 36,248 | -27.89% |
| 1992 | 372,680 | 1.06% | 47,756 | 31.75% |
| 1993 | 342,613 | -8.07% | 48,678 | 1.93% |
| 1994 | 347,998 | 1.57% | 48,545 | -0.27% |
| 1995 | 332,712 | -4.39% | 45,373 | -6.53% |
| 1996 | 318,864 | -4.16% | 46,053 | 1.50% |
| 1997 | 300,653 | -5.71% | 49,450 | 7.38% |
| 1998 | 303,076 | 0.81% | 48,337 | -2.25% |
| 1999 | 323,540 | 6.75% | 48,505 | 0.35% |
| 2000 | 301,176 | -6.91% | 50,284 | 3.67% |
| 2001 | 270,443 | -10.20% | 48,448 | -3.65% |
| 2002 | 263,040 | -2.74% | 51,369 | 6.03% |
| 2003 | 245,818 | -6.55% | 52,147 | 1.51% |
| 2004 | 240,666 | -2.10% | 49,959 | -4.20% |
| 2005 | 233,667 | -2.91% | 48,569 | -2.78% |
| 2006 | 237,965 | 1.84% | 69,255 | 42.59% |
| 2007 | 249,310 | 4.77% | 72,299 | 4.40% |
| 2008 | 268,335 | 7.63% | 72,077 | -0.31% |
| 2009 | 242,940 | -9.46% | 74,951 | 3.99% |
| 2010 | 251,503 | 3.52% | 74,810 | -0.19% |
| 2011 | 253,554 | 0.81% | 81,224 | 8.57% |
| 2012 | 262,931 | 3.70% | 74,843 | -7.86% |
| 2013 | 254,437 | -3.23% | 58,874 | -21.34% |
| 2014 | 242,648 | -4.63% | 76,356 | 29.69% |
| 2015 | 223,000 | -8.10% | 65,133 | -14.70% |
| 2016 | 203,237 | -8.86% | 54,805 | -15.86% |

| VEHICLES | | | | |
|----------|-----------|----------|-----------|----------|
| YEAR | SOUTHEAST | % CHANGE | SOUTHWEST | % CHANGE |
| 1986 | 75,996 | -4.72% | 16,029 | -2.91% |
| 1987 | 83,451 | 9.81% | 16,524 | 3.09% |
| 1988 | 90,672 | 8.65% | 16,642 | 0.71% |
| 1989 | 89,793 | -0.97% | 15,743 | -5.40% |
| 1990 | 94,730 | 5.50% | 16,310 | 3.60% |
| 1991 | 95,173 | 0.47% | 12,860 | -21.15% |
| 1992 | 97,239 | 2.17% | 15,656 | 21.74% |
| 1993 | 92,598 | -4.77% | 15,696 | 0.26% |
| 1994 | 90,758 | -1.99% | 15,245 | -2.87% |
| 1995 | 88,942 | -2.00% | 15,031 | -1.40% |
| 1996 | 87,863 | -1.21% | 14,809 | -1.48% |
| 1997 | 82,451 | -6.16% | 15,878 | 7.22% |
| 1998 | 84,328 | 2.28% | 16,490 | 3.85% |
| 1999 | 88,068 | 4.44% | 16,954 | 2.81% |
| 2000 | 82,614 | -6.19% | 17,521 | 3.34% |
| 2001 | 76,384 | -7.54% | 17,562 | 0.23% |
| 2002 | 74,409 | -2.59% | 17,994 | 2.46% |
| 2003 | 72,386 | -2.72% | 18,586 | 3.29% |
| 2004 | 69,993 | -3.31% | 18,620 | 0.18% |
| 2005 | 67,938 | -2.94% | 18,580 | -0.21% |
| 2006 | 71,609 | 5.40% | 25,461 | 37.03% |
| 2007 | 77,000 | 7.53% | 27,913 | 9.63% |
| 2008 | 82,040 | 6.55% | 27,799 | -0.41% |
| 2009 | 77,761 | -5.22% | 30,870 | 11.05% |
| 2010 | 79,745 | 2.55% | 30,330 | -1.75% |
| 2011 | 81,118 | 1.72% | 32,982 | 8.74% |
| 2012 | 85,009 | 4.80% | 30,439 | -7.71% |
| 2013 | 83,707 | -1.53% | 25,090 | -17.57% |
| 2014 | 78,372 | -6.37% | 30,106 | 19.99% |
| 2015 | 74,399 | -5.07% | 26,148 | -13.15% |
| 2016 | 73,787 | -0.82% | 25,182 | -3.70% |

Embarking Passenger Traffic

| SOUTHEAST | 2007 | 2008 | 2009 | 2010 | 2011 | 2012 | 2013 | 2014 | 2015 | 2016 |
|---------------------|----------------|----------------|----------------|----------------|----------------|----------------|----------------|----------------|----------------|----------------|
| ANGOON | 3,297 | 4,160 | 4,287 | 4,360 | 4,172 | 4,028 | 3,865 | 3,982 | 4,112 | 2,788 |
| ANNETTE BAY | - | - | - | - | - | - | 7,942 | 15,214 | 15,035 | 16,176 |
| BELLINGHAM | 14,328 | 12,734 | 12,757 | 12,805 | 14,180 | 14,629 | 13,999 | 13,647 | 13,128 | 9,837 |
| GUSTAVUS | - | - | - | 112 | 3,247 | 4,090 | 3,796 | 4,165 | 3,689 | 3,764 |
| HAINES | 33,033 | 34,946 | 32,267 | 34,295 | 34,005 | 35,411 | 35,722 | 36,134 | 31,939 | 30,430 |
| HOONAH | 5,914 | 6,556 | 5,217 | 5,599 | 4,635 | 5,560 | 5,402 | 5,368 | 5,002 | 4,318 |
| JUNEAU | 72,876 | 81,642 | 72,150 | 76,936 | 75,014 | 77,399 | 76,933 | 70,538 | 64,484 | 58,740 |
| KAKE | 2,458 | 2,510 | 2,344 | 2,539 | 2,440 | 2,584 | 2,559 | 2,208 | 1,534 | 1,514 |
| KETCHIKAN | 35,604 | 36,965 | 34,063 | 33,079 | 35,710 | 35,785 | 32,995 | 33,254 | 30,913 | 29,858 |
| METLAKATLA | 15,249 | 15,655 | 14,690 | 12,900 | 16,624 | 16,934 | 7,084 | - | - | - |
| PELICAN | 976 | 1,019 | 755 | 568 | 612 | 557 | 440 | 461 | 338 | 286 |
| PETERSBURG | 8,754 | 9,895 | 9,170 | 9,203 | 8,832 | 8,716 | 7,748 | 7,961 | 6,615 | 5,505 |
| PRINCE RUPERT | 10,269 | 10,924 | 9,663 | 10,483 | 9,356 | 8,468 | 7,761 | 7,209 | 6,449 | 6,510 |
| SITKA | 14,401 | 17,489 | 14,542 | 17,250 | 14,668 | 17,887 | 16,926 | 13,451 | 11,972 | 7,979 |
| SKAGWAY | 23,450 | 24,413 | 22,276 | 22,197 | 21,216 | 21,885 | 22,817 | 20,732 | 20,385 | 19,594 |
| TENAKEE | 1,542 | 1,653 | 1,862 | 1,768 | 1,776 | 2,061 | 1,459 | 1,355 | 1,339 | 1,189 |
| WRANGELL | 6,929 | 7,676 | 6,772 | 7,156 | 6,838 | 6,707 | 6,782 | 6,835 | 5,952 | 4,626 |
| YAKUTAT | 230 | 98 | 125 | 253 | 229 | 230 | 207 | 134 | 114 | 123 |
| TOTAL | 249,310 | 268,335 | 242,940 | 251,503 | 253,554 | 262,931 | 254,437 | 242,648 | 223,000 | 203,237 |
| SOUTHWEST | 2007 | 2008 | 2009 | 2010 | 2011 | 2012 | 2013 | 2014 | 2015 | 2016 |
| AKUTAN | 349 | 217 | 283 | 438 | 542 | 559 | - | 274 | 255 | 210 |
| CHENEGA BAY | 81 | 104 | 141 | 127 | 180 | 173 | 203 | 113 | 145 | 95 |
| CHIGNIK | 265 | 186 | 203 | 215 | 282 | 221 | - | 259 | 159 | 148 |
| COLD BAY | 150 | 83 | 143 | 137 | 182 | 182 | 52 | 143 | 165 | 130 |
| CORDOVA | 12,722 | 12,585 | 13,799 | 13,124 | 13,736 | 12,055 | 11,997 | 12,034 | 10,430 | 8,478 |
| DUTCH HARBOR | 645 | 339 | 364 | 603 | 697 | 761 | 79 | 538 | 562 | 426 |
| FALSE PASS | 76 | 23 | 41 | 39 | 67 | 31 | - | 26 | 28 | 29 |
| HOMER | 11,093 | 12,517 | 13,192 | 13,194 | 13,670 | 13,179 | 7,091 | 13,126 | 11,311 | 10,433 |
| KING COVE | 341 | 291 | 325 | 448 | 489 | 592 | 207 | 490 | 524 | 386 |
| KODIAK | 9,124 | 9,368 | 10,436 | 10,718 | 10,810 | 10,996 | 6,343 | 11,236 | 10,349 | 9,071 |
| OLD HARBOR | - | - | - | - | - | 2 | 17 | 21 | 30 | 12 |
| OUZINKIE | - | - | - | - | - | 258 | 256 | 587 | 1,000 | 816 |
| PORT LIONS | 1,471 | 1,405 | 1,357 | 1,356 | 1,699 | 1,005 | 423 | 1,288 | 997 | 968 |
| SAND POINT | 374 | 230 | 222 | 254 | 325 | 410 | 129 | 365 | 350 | 263 |
| SELDOVIA | 2,872 | 3,307 | 3,075 | 2,666 | 2,907 | 2,661 | 1,141 | 2,467 | 2,106 | 2,276 |
| TATITLEK | 112 | 76 | 114 | 138 | 118 | 128 | 95 | 58 | 70 | 98 |
| VALDEZ | 13,745 | 13,326 | 12,792 | 12,641 | 14,197 | 11,487 | 12,800 | 12,788 | 9,801 | 7,012 |
| WHITTIER | 18,879 | 18,020 | 18,464 | 18,712 | 21,323 | 20,143 | 18,041 | 20,543 | 16,851 | 13,954 |
| TOTAL | 72,299 | 72,077 | 74,951 | 74,810 | 81,224 | 74,843 | 58,874 | 76,356 | 65,133 | 54,805 |
| SYSTEM TOTAL | 321,609 | 340,412 | 317,891 | 326,313 | 334,778 | 337,774 | 313,311 | 319,004 | 288,133 | 258,042 |

Embarking Passenger Traffic Percentage Change

| SOUTHEAST | 2007 | 2008 | 2009 | 2010 | 2011 | 2012 | 2013 | 2014 | 2015 | 2016 |
|---------------------|-------------|--------------|--------------|--------------|-------------|--------------|---------------|--------------|---------------|---------------|
| ANGOON | -3.3% | 26.2% | 3.1% | 1.7% | -4.3% | -3.5% | -4.0% | 3.0% | 3.3% | -32.2% |
| ANNETTE BAY | - | - | - | - | - | - | - | 91.5% | -1.2% | 7.6% |
| BELLINGHAM | -6.3% | -11.1% | 0.2% | 0.4% | 10.7% | 3.2% | -4.3% | -2.5% | -3.8% | -25.1% |
| GUSTAVUS | - | - | - | - | 2799.1% | 26.0% | -7.2% | 9.7% | -11.4% | 2.0% |
| HAINES | 5.7% | 5.8% | -7.7% | 6.3% | -0.8% | 4.1% | 0.8% | 1.1% | -11.6% | -4.7% |
| HOONAH | 20.9% | 10.8% | -20.4% | 7.3% | -17.2% | 20.0% | -2.8% | -0.6% | -6.8% | -13.7% |
| JUNEAU | 11.7% | 12.0% | -11.6% | 6.6% | -2.5% | 3.2% | -0.6% | -8.3% | -8.6% | -8.9% |
| KAKE | 43.9% | 2.1% | -6.6% | 8.3% | -3.9% | 5.9% | -1.0% | -13.7% | -30.5% | -1.3% |
| KETCHIKAN | -3.1% | 3.8% | -7.9% | -2.9% | 8.0% | 0.2% | -7.8% | 0.7% | -7.0% | -3.4% |
| METLAKATLA | 14.8% | 2.7% | -6.2% | -12.2% | 28.9% | 1.9% | -58.2% | - | - | - |
| PELICAN | 60.8% | 4.4% | -25.9% | -24.8% | 7.7% | -9.0% | -21.0% | 4.7% | -26.7% | -15.4% |
| PETERSBURG | -12.2% | 13.0% | -7.3% | 0.4% | -4.0% | -1.3% | -11.1% | 2.7% | -16.9% | -16.8% |
| PRINCE RUPERT | -11.1% | 6.4% | -11.5% | 8.5% | -10.8% | -9.5% | -8.3% | -7.1% | -10.5% | 0.9% |
| SITKA | 12.0% | 21.4% | -16.9% | 18.6% | -15.0% | 21.9% | -5.4% | -20.5% | -11.0% | -33.4% |
| SKAGWAY | 7.4% | 4.1% | -8.8% | -0.4% | -4.4% | 3.2% | 4.3% | -9.1% | -1.7% | -3.9% |
| TENAKEE | 27.5% | 7.2% | 12.6% | -5.0% | 0.5% | 16.0% | -29.2% | -7.1% | -1.2% | -11.2% |
| WRANGELL | -6.9% | 10.8% | -11.8% | 5.7% | -4.4% | -1.9% | 1.1% | 0.7% | -12.9% | -22.3% |
| YAKUTAT | 78.3% | -57.4% | 27.6% | 102.4% | -9.5% | 0.4% | -10.0% | -35.2% | -14.9% | 7.9% |
| TOTAL | 4.8% | 7.6% | -9.5% | 3.5% | 0.8% | 3.7% | -3.2% | -4.6% | -8.1% | -8.9% |
| SOUTHWEST | 2007 | 2008 | 2009 | 2010 | 2011 | 2012 | 2013 | 2014 | 2015 | 2016 |
| AKUTAN | 7.4% | -37.8% | 30.4% | 54.8% | 23.7% | 3.1% | - | 100.0% | -6.9% | -17.6% |
| CHENEGA BAY | 17.4% | 28.4% | 35.6% | -9.9% | 41.7% | -3.9% | 17.3% | -44.3% | 28.3% | -34.5% |
| CHIGNIK | -12.5% | -29.8% | 9.1% | 5.9% | 31.2% | -21.6% | - | 100.0% | -38.6% | -6.9% |
| COLD BAY | - | -44.7% | 72.3% | -4.2% | 32.8% | - | -71.4% | 175.0% | 15.4% | -21.2% |
| CORDOVA | 10.3% | -1.1% | 9.6% | -4.9% | 4.7% | 12.2% | -0.5% | 0.3% | -13.3% | -18.7% |
| DUTCH HARBOR | 0.5% | -47.4% | 7.4% | 65.7% | 15.6% | 9.2% | -88.7% | 581.0% | 4.5% | -24.2% |
| FALSE PASS | 72.7% | -69.7% | 78.3% | -4.9% | 71.8% | -53.7% | - | 100.0% | 7.7% | 3.6% |
| HOMER | 0.2% | 13.3% | 5.4% | - | 3.6% | -3.6% | -46.2% | 85.1% | -13.8% | -7.8% |
| KING COVE | -36.5% | -14.7% | 11.7% | 37.8% | 9.2% | 21.1% | -65.0% | 136.7% | 6.9% | -26.3% |
| KODIAK | 4.2% | 2.7% | 11.4% | 2.7% | 0.9% | 1.7% | -42.3% | 77.1% | -7.9% | -12.3% |
| OLD HARBOR | - | - | - | - | - | - | 750.0% | 23.5% | 42.9% | -60.0% |
| OUZINKIE | - | - | - | - | - | - | 0.8% | 129.2% | 70.4% | -18.4% |
| PORT LIONS | 44.2% | -4.5% | -3.4% | -0.1% | 25.3% | -40.8% | -57.9% | 204.4% | -22.6% | -2.9% |
| SAND POINT | -7.7% | -38.5% | -3.5% | 14.4% | 28.0% | 26.2% | -68.5% | 182.9% | -4.1% | -24.9% |
| SELDOVIA | 6.0% | 15.1% | -7.0% | -13.3% | 9.0% | -8.5% | -57.1% | 116.2% | -14.6% | 8.1% |
| TATITLEK | - | -32.1% | 50.0% | 21.1% | -14.5% | 8.5% | -25.8% | -38.9% | 20.7% | 40.0% |
| VALDEZ | 2.3% | -3.0% | -4.0% | -1.2% | 12.3% | -19.1% | 11.4% | - | -23.4% | -28.5% |
| WHITTIER | 3.8% | -4.6% | 2.5% | 1.3% | 14.0% | -5.5% | -10.4% | 13.8% | -18.0% | -17.2% |
| TOTAL | 4.4% | -0.3% | 4.0% | -0.2% | 8.6% | -7.9% | -21.3% | 29.6% | -14.7% | -15.9% |
| SYSTEM TOTAL | 4.7% | 5.8% | -6.6% | 2.6% | 2.6% | 0.9% | -7.1% | 1.8% | -9.7% | -10.4% |

Embarking Vehicle Traffic

| SOUTHEAST | 2007 | 2008 | 2009 | 2010 | 2011 | 2012 | 2013 | 2014 | 2015 | 2016 |
|---------------------|----------------|----------------|----------------|----------------|----------------|----------------|----------------|----------------|----------------|---------------|
| ANGOON | 742 | 893 | 829 | 960 | 1,040 | 1,023 | 901 | 919 | 1,101 | 726 |
| ANNETTE BAY | - | - | - | - | - | - | 2,835 | 5,213 | 5,147 | 4,880 |
| BELLINGHAM | 6,054 | 5,066 | 5,307 | 5,234 | 5,677 | 6,185 | 5,799 | 5,678 | 5,689 | 5,250 |
| GUSTAVUS | - | - | - | 50 | 1,036 | 1,419 | 1,374 | 1,436 | 1,487 | 1,421 |
| HAINES | 11,868 | 12,778 | 12,415 | 12,789 | 12,876 | 13,416 | 13,690 | 13,321 | 11,971 | 12,311 |
| HOONAH | 1,812 | 2,130 | 1,763 | 1,950 | 1,739 | 2,019 | 2,041 | 2,115 | 1,977 | 1,847 |
| JUNEAU | 20,905 | 23,179 | 21,238 | 22,187 | 22,014 | 23,306 | 23,803 | 21,259 | 20,255 | 20,209 |
| KAKE | 475 | 546 | 465 | 483 | 508 | 528 | 539 | 452 | 345 | 397 |
| KETCHIKAN | 11,654 | 11,687 | 11,026 | 10,904 | 11,482 | 11,612 | 10,671 | 10,787 | 10,009 | 10,105 |
| METLAKATLA | 5,406 | 5,408 | 5,201 | 4,688 | 5,691 | 5,647 | 2,418 | - | - | - |
| PELICAN | 74 | 88 | 68 | 64 | 90 | 82 | 79 | 92 | 72 | 77 |
| PETERSBURG | 2,183 | 2,475 | 2,580 | 2,547 | 2,515 | 2,424 | 2,430 | 2,257 | 1,938 | 1,958 |
| PRINCE RUPERT | 3,515 | 3,983 | 3,888 | 4,100 | 3,725 | 3,416 | 3,153 | 2,880 | 2,753 | 3,441 |
| SITKA | 3,973 | 4,789 | 4,298 | 4,816 | 4,278 | 4,834 | 4,860 | 3,897 | 3,478 | 2,934 |
| SKAGWAY | 6,273 | 7,067 | 6,737 | 6,800 | 6,454 | 6,897 | 6,698 | 6,088 | 6,479 | 6,316 |
| TENAKEE | 45 | 38 | 33 | 71 | - | - | - | - | - | 139 |
| WRANGELL | 1,894 | 1,822 | 1,735 | 1,952 | 1,866 | 2,066 | 2,017 | 1,876 | 1,619 | 1,673 |
| YAKUTAT | 127 | 91 | 88 | 150 | 127 | 135 | 129 | 102 | 79 | 103 |
| TOTAL | 77,000 | 82,040 | 77,671 | 79,745 | 81,118 | 85,009 | 83,707 | 78,372 | 74,399 | 73,787 |
| SOUTHWEST | 2007 | 2008 | 2009 | 2010 | 2011 | 2012 | 2013 | 2014 | 2015 | 2016 |
| AKUTAN | - | - | - | - | - | - | - | - | - | 11 |
| CHENEGA BAY | 29 | 60 | 46 | 52 | 75 | 89 | 99 | 61 | 63 | 53 |
| CHIGNIK | 38 | 26 | 34 | 39 | 35 | 56 | - | 37 | 30 | 30 |
| COLD BAY | 78 | 57 | 67 | 68 | 80 | 128 | 30 | 83 | 80 | 63 |
| CORDOVA | 4,805 | 5,009 | 5,839 | 5,598 | 5,943 | 5,457 | 5,099 | 5,034 | 4,374 | 4,152 |
| DUTCH HARBOR | 62 | 43 | 54 | 52 | 56 | 74 | 24 | 64 | 70 | 44 |
| FALSE PASS | 20 | 10 | 20 | 15 | 17 | 23 | - | 14 | 18 | 14 |
| HOMER | 4,792 | 5,131 | 5,858 | 5,631 | 6,036 | 5,594 | 3,754 | 5,612 | 5,038 | 5,478 |
| KING COVE | 123 | 83 | 85 | 92 | 112 | 148 | 54 | 102 | 108 | 90 |
| KODIAK | 3,713 | 3,560 | 4,192 | 4,185 | 4,562 | 4,252 | 3,022 | 4,345 | 4,251 | 4,134 |
| OLD HARBOR | - | - | - | - | - | 4 | 5 | 8 | 16 | 6 |
| OUZINKIE | - | - | - | - | - | 39 | 38 | 120 | 196 | 179 |
| PORT LIONS | 566 | 598 | 572 | 550 | 680 | 415 | 169 | 534 | 456 | 454 |
| SAND POINT | 74 | 64 | 65 | 63 | 102 | 144 | 32 | 94 | 78 | 61 |
| SELDOVIA | 1,346 | 1,436 | 1,493 | 1,376 | 1,510 | 1,397 | 794 | 1,248 | 1,103 | 1,386 |
| TATITLEK | 29 | 20 | 25 | 24 | 18 | 22 | 21 | 21 | 11 | 26 |
| VALDEZ | 4,042 | 4,208 | 4,534 | 4,259 | 4,811 | 3,767 | 4,178 | 4,201 | 3,174 | 2,289 |
| WHITTIER | 8,196 | 7,494 | 7,986 | 8,326 | 8,945 | 8,830 | 7,771 | 8,528 | 7,082 | 6,712 |
| TOTAL | 27,913 | 27,799 | 30,870 | 30,330 | 32,982 | 30,439 | 25,090 | 30,106 | 26,148 | 25,182 |
| SYSTEM TOTAL | 104,913 | 109,839 | 108,541 | 110,075 | 114,100 | 115,448 | 108,797 | 108,478 | 100,547 | 98,969 |

Embarking Vehicle Traffic Percentage Change

| SOUTHEAST | 2007 | 2008 | 2009 | 2010 | 2011 | 2012 | 2013 | 2014 | 2015 | 2016 |
|---------------------|-------------|--------------|--------------|--------------|-------------|--------------|---------------|--------------|---------------|--------------|
| ANGOON | 37.7% | 20.4% | -7.2% | 15.8% | 8.3% | -1.6% | -11.9 | 1.9% | 19.8% | -34.1% |
| ANNETTE BAY | - | - | - | - | - | - | - | 83.8% | -1.3% | -5.2% |
| BELLINGHAM | 5.8% | -16.3% | 4.8% | -1.4% | 8.5% | 8.9% | -6.2% | -2.0% | 0.2% | -7.7% |
| GUSTAVUS | - | - | - | - | 1972% | 37.0% | -3.2% | 4.5% | 3.6% | -4.4% |
| HAINES | 3.7% | 7.7% | -2.8% | 3.0% | 0.7% | 4.2% | 2.0% | -2.6% | -10.1% | 2.8% |
| HOONAH | 29.5% | 17.5% | -17.2% | 10.6% | -10.8% | 16.1% | 1.1% | 3.6% | -6.5% | -6.6% |
| JUNEAU | 13.9% | 10.9% | -8.4% | 4.5% | -0.8% | 5.9% | 2.1% | -10.6% | -4.7% | -0.2% |
| KAKE | 29.1% | 14.9% | -14.8% | 3.9% | 5.2% | 3.9% | 2.1% | -16.1% | -23.7% | 15.1% |
| KETCHIKAN | 3.2% | 0.3% | -5.7% | -1.1% | 5.3% | 1.1% | -8.1% | 1.0% | -7.2% | 1.0% |
| METLAKATLA | 19.1% | 0.0% | -3.8% | -9.9% | 21.4% | 0.8% | -57.2% | - | - | - |
| PELICAN | 15.6% | 18.9% | -22.7% | -5.9% | 40.6% | -8.9% | -3.7% | 16.4% | -21.7% | 6.9% |
| PETERSBURG | -16.8% | 13.4% | 4.2% | -1.3% | -1.3% | -3.6% | 0.2% | -7.1% | -14.1% | 1.0% |
| PRINCE RUPERT | -14.4% | 13.3% | -2.4% | 5.5% | -9.1% | -8.3% | -7.7% | -8.6% | -4.4% | 25.0% |
| SITKA | 12.3% | 20.5% | -10.3% | 12.1% | -11.2% | 13.0% | 0.5% | -19.8% | -10.8% | -15.6% |
| SKAGWAY | 10.6% | 12.7% | -4.7% | 0.9% | -5.1% | 6.9% | -2.9% | -9.1% | 6.4% | -2.5% |
| TENAKEE | 309.1% | -15.6% | -13.2% | 115.2% | - | - | - | - | - | - |
| WRANGELL | 2.8% | -3.8% | -4.8% | 12.5% | -4.4% | 10.7% | -2.4% | -6.9% | -13.7% | 3.3% |
| YAKUTAT | 89.6% | -28.3% | -3.3% | 70.5% | -15.3% | 6.3% | -4.4% | -20.9% | -22.5% | 30.4% |
| TOTAL | 7.5% | 6.5% | -5.3% | 2.7% | 1.7% | 4.8% | -1.5% | -6.3% | -5.1% | -0.8% |
| SOUTHWEST | 2007 | 2008 | 2009 | 2010 | 2011 | 2012 | 2013 | 2014 | 2015 | 2016 |
| AKUTAN | - | - | - | - | - | - | - | - | - | 100% |
| CHENEGA BAY | 45.0% | 106.9% | -23.3% | 13.0% | 44.2% | 18.7% | 11.2% | -38.3% | 3.3% | -15.9% |
| CHIGNIK | 11.8% | -31.6% | 30.8% | 14.7% | -10.3% | 60.0% | - | 100.0% | -18.9% | - |
| COLD BAY | -12.4% | -26.9% | 17.5% | 1.5% | 17.6% | 60.0% | -76.6% | 176.6% | -3.6% | -21.3% |
| CORDOVA | 15.8% | 4.2% | 16.6% | -4.1% | 6.2% | -8.2% | -6.6% | -1.2% | -13.1% | -5.1% |
| DUTCH HARBOR | -34.0% | -30.6% | 25.6% | -3.7% | 7.7% | 32.1% | -67.6% | 166.6% | 9.4% | -37.1% |
| FALSE PASS | 33.3% | -50.0% | 100.0% | -25.0% | 13.3% | 35.3% | - | 100.0% | 28.6% | -22.2% |
| HOMER | 11.0% | 7.4% | 14.2% | -3.9% | 7.2% | -7.3% | -32.9% | 49.4% | -10.2% | 8.7% |
| KING COVE | -10.9% | -32.5% | 2.4% | 8.2% | 21.7% | 32.1% | -63.5% | 88.8% | 5.9% | -16.7% |
| KODIAK | 12.7% | -4.1% | 17.8% | -0.2% | 9.0% | -6.8% | -28.9% | 43.7% | -2.2% | -2.8% |
| OLD HARBOR | - | - | - | - | - | - | 25.0% | 60.0% | 100.0% | -62.5% |
| OUZINKIE | - | - | - | - | - | - | -2.6% | 215.7% | 63.3% | -8.7% |
| PORT LIONS | 35.1% | 5.7% | -4.3% | -3.8% | 23.6% | -39.0% | -59.3% | 215.9% | -14.6% | -0.4% |
| SAND POINT | -41.3% | -13.5% | 1.6% | -3.1% | 61.9% | 41.2% | -77.8% | 193.7% | -17.0% | -21.8% |
| SELDOVIA | 18.3% | 6.7% | 4.0% | -7.8% | 9.7% | -7.5% | -43.2% | 57.1% | -11.6% | 25.7% |
| TATITLEK | 20.8% | -31.0% | 25.0% | -4.0% | -25.0% | 22.2% | -4.5% | - | -47.6% | 136.4% |
| VALDEZ | -4.3% | 4.1% | 7.7% | -6.1% | 13.0% | -21.7% | 10.9% | 0.5% | -24.4% | -27.9% |
| WHITTIER | 11.1% | -8.6% | 6.6% | 4.3% | 7.4% | -1.3% | -12.0% | 9.7% | -17.0% | -5.2% |
| TOTAL | 9.6% | -0.4% | 11.0% | -1.7% | 8.7% | -7.7% | -17.6% | 19.9% | -13.1% | -3.7% |
| SYSTEM TOTAL | 8.1% | 4.7% | -1.2% | 1.4% | 3.7% | 1.2% | -5.8% | -0.2% | -7.3% | -1.6% |

Disembarking Passenger Traffic

| SOUTHEAST | 2007 | 2008 | 2009 | 2010 | 2011 | 2012 | 2013 | 2014 | 2015 | 2016 |
|---------------------|----------------|----------------|----------------|----------------|----------------|----------------|----------------|----------------|----------------|----------------|
| ANGOON | 3,664 | 4,584 | 4,655 | 4,849 | 4,519 | 4,472 | 4,188 | 4,345 | 4,544 | 3,271 |
| ANNETTE BAY | - | - | - | - | - | - | 8,429 | 16,169 | 16,183 | 16,954 |
| BELLINGHAM | 12,935 | 10,931 | 10,345 | 10,961 | 12,403 | 12,987 | 12,502 | 12,312 | 10,891 | 7,885 |
| GUSTAVUS | - | - | - | 168 | 3,551 | 4,440 | 3,945 | 4,413 | 3,861 | 4,111 |
| HAINES | 31,502 | 34,214 | 30,944 | 32,987 | 33,284 | 33,575 | 33,811 | 32,924 | 31,368 | 29,659 |
| HOONAH | 5,937 | 7,055 | 5,847 | 6,030 | 5,040 | 6,428 | 5,862 | 5,905 | 5,453 | 4,502 |
| JUNEAU | 74,540 | 82,957 | 73,189 | 77,991 | 76,027 | 78,134 | 76,769 | 72,187 | 65,101 | 59,194 |
| KAKE | 2,601 | 2,814 | 2,536 | 2,629 | 2,492 | 2,642 | 2,655 | 2,374 | 1,575 | 1,672 |
| KETCHIKAN | 33,973 | 35,506 | 32,296 | 31,723 | 34,687 | 34,507 | 31,523 | 32,178 | 29,469 | 29,222 |
| METLAKATLA | 16,484 | 16,419 | 15,667 | 13,888 | 17,430 | 17,959 | 7,487 | - | - | - |
| PELICAN | 985 | 959 | 885 | 555 | 703 | 529 | 475 | 555 | 361 | 343 |
| PETERSBURG | 8,606 | 9,887 | 8,984 | 9,527 | 9,046 | 8,691 | 8,040 | 8,002 | 6,989 | 5,787 |
| PRINCE RUPERT | 10,843 | 10,976 | 9,766 | 10,688 | 8,914 | 8,015 | 8,011 | 7,344 | 6,261 | 6,428 |
| SITKA | 14,883 | 18,047 | 15,151 | 17,367 | 14,967 | 18,164 | 17,011 | 13,540 | 12,468 | 7,827 |
| SKAGWAY | 23,212 | 24,297 | 23,307 | 22,539 | 21,081 | 22,962 | 24,025 | 22,110 | 20,838 | 20,225 |
| TENAKEE | 1,574 | 1,694 | 2,040 | 1,758 | 1,749 | 2,040 | 1,608 | 1,367 | 1,360 | 1,240 |
| WRANGELL | 7,174 | 7,673 | 6,979 | 7,325 | 7,112 | 6,909 | 7,180 | 6,803 | 6,130 | 4,862 |
| YAKUTAT | 276 | 162 | 161 | 303 | 294 | 344 | 267 | 223 | 174 | 192 |
| TOTAL | 249,189 | 268,175 | 242,752 | 251,288 | 253,299 | 262,798 | 253,786 | 242,751 | 223,026 | 203,374 |
| SOUTHWEST | 2007 | 2008 | 2009 | 2010 | 2011 | 2012 | 2013 | 2014 | 2015 | 2016 |
| AKUTAN | 310 | 192 | 161 | 311 | 390 | 522 | - | 234 | 291 | 206 |
| CHENEGA BAY | 114 | 111 | 152 | 128 | 153 | 215 | 209 | 146 | 158 | 119 |
| CHIGNIK | 244 | 151 | 186 | 215 | 280 | 223 | - | 233 | 161 | 133 |
| COLD BAY | 169 | 106 | 149 | 194 | 220 | 260 | 55 | 211 | 218 | 171 |
| CORDOVA | 12,608 | 12,801 | 13,787 | 13,335 | 13,846 | 12,350 | 12,255 | 12,164 | 10,250 | 8,580 |
| DUTCH HARBOR | 841 | 466 | 528 | 749 | 925 | 881 | 90 | 665 | 611 | 587 |
| FALSE PASS | 62 | 23 | 52 | 58 | 61 | 39 | - | 47 | 58 | 30 |
| HOMER | 10,373 | 11,583 | 12,621 | 12,360 | 12,674 | 12,456 | 6,282 | 12,117 | 10,713 | 10,163 |
| HOTEL | - | - | 59 | - | - | - | - | - | - | - |
| KING COVE | 410 | 274 | 309 | 375 | 475 | 518 | 199 | 463 | 451 | 358 |
| KODIAK | 9,520 | 10,145 | 10,820 | 11,396 | 11,599 | 11,466 | 6,906 | 11,766 | 10,660 | 9,064 |
| OLD HARBOR | - | - | - | - | - | 36 | 20 | 29 | 19 | 12 |
| OUZINKIE | - | - | - | - | - | 245 | 283 | 582 | 978 | 813 |
| PORT LIONS | 1,525 | 1,430 | 1,355 | 1,474 | 1,726 | 1,048 | 421 | 1,324 | 1,008 | 1,009 |
| SAND POINT | 288 | 233 | 221 | 258 | 312 | 424 | 171 | 340 | 364 | 262 |
| SELDOVIA | 3,028 | 3,398 | 3,253 | 2,818 | 3,135 | 2,793 | 1,300 | 2,723 | 2,392 | 2,498 |
| TATITLEK | 89 | 102 | 81 | 78 | 115 | 136 | 112 | 51 | 27 | 106 |
| VALDEZ | 10,603 | 10,083 | 9,266 | 9,604 | 10,635 | 8,640 | 9,859 | 9,461 | 7,260 | 5,895 |
| WHITTIER | 22,236 | 21,139 | 22,139 | 21,672 | 24,933 | 22,724 | 20,917 | 23,697 | 19,488 | 14,662 |
| TOTAL | 72,420 | 72,237 | 75,139 | 75,025 | 81,479 | 74,976 | 59,079 | 76,253 | 65,107 | 54,668 |
| SYSTEM TOTAL | 321,609 | 340,412 | 317,891 | 326,313 | 334,778 | 337,774 | 313,311 | 319,004 | 288,133 | 258,042 |

Disembarking Passenger Traffic Percentage Change

| SOUTHEAST | 2007 | 2008 | 2009 | 2010 | 2011 | 2012 | 2013 | 2014 | 2015 | 2016 |
|---------------------|-------------|--------------|--------------|--------------|-------------|--------------|---------------|--------------|---------------|---------------|
| ANGOON | -2.9% | 25.1% | 1.5% | 4.2% | -6.8% | -1.0% | -6.4% | 3.7% | 4.6% | -28.0% |
| ANNETTE BAY | - | - | - | - | - | - | - | 91.8% | 0.1% | 4.8% |
| BELLINGHAM | -6.2% | -15.5% | -5.4% | 6.0% | 13.2% | 4.7% | -3.7% | -1.5% | -11.5% | -27.6% |
| GUSTAVUS | - | - | - | - | 2013.7% | 25.0% | -11.1% | 11.8% | -12.5% | 6.5% |
| HAINES | 5.9% | 8.6% | -9.6% | 6.6% | 0.9% | 0.9% | 0.7% | -2.6% | -4.7% | -5.4% |
| HOONAH | 14.1% | 18.8% | -17.1% | 3.1% | -16.4% | 27.5% | -8.8% | 0.7% | -7.7% | -17.4% |
| JUNEAU | 12.7% | 11.3% | -11.8% | 6.6% | -2.5% | 2.8% | -1.2% | -5.9% | -9.8% | -9.1% |
| KAKE | 50.7% | 8.2% | -9.9% | 3.7% | -5.2% | 6.0% | 0.5% | -10.5% | -33.7% | 6.2% |
| KETCHIKAN | 1.9% | 4.5% | -9.0% | -1.8% | 9.3% | -0.5% | -8.6% | 2.0% | -8.4% | -0.8% |
| METLAKATLA | 11.5% | -0.4% | -4.6% | -11.4% | 25.5% | 3.0% | -58.3% | -100.0% | - | - |
| PELICAN | 63.3% | -2.6% | -7.7% | -37.3% | 26.7% | -24.8% | -10.2% | 16.8% | -35.0% | -5.0% |
| PETERSBURG | -14.5% | 14.9% | -9.1% | 6.0% | -5.0% | -3.9% | -7.5% | -0.4% | -12.7% | -17.2% |
| PRINCE RUPERT | -2.9% | 1.2% | -11.0% | 9.4% | -16.6% | -10.1% | - | -8.3% | -14.7% | 2.7% |
| SITKA | 11.4% | 21.3% | -16.0% | 14.6% | -13.8% | 21.4% | -6.3% | -20.4% | -7.9% | -37.2% |
| SKAGWAY | 0.2% | 4.7% | -4.1% | -3.3% | -6.5% | 8.9% | 4.6% | -7.9% | -5.8% | -2.9% |
| TENAKEE | 26.1% | 7.6% | 20.4% | -13.8% | -0.5% | 16.6% | -21.2% | -14.9% | -0.5% | -8.8% |
| WRANGELL | -6.5% | 7.0% | -9.0% | 5.0% | -2.9% | -2.9% | 3.9% | -5.2% | -9.9% | -20.7% |
| YAKUTAT | 50.0% | -41.3% | -0.6% | 88.2% | -3.0% | 17.0% | -22.4% | -16.4% | -22.0% | 10.3% |
| TOTAL | 4.8% | 7.6% | -9.5% | 3.5% | 0.8% | 3.8% | -3.3% | -4.3% | -8.1% | -8.8% |
| SOUTHWEST | 2007 | 2008 | 2009 | 2010 | 2011 | 2012 | 2013 | 2014 | 2015 | 2016 |
| AKUTAN | 51.2% | -38.1% | -16.1% | 93.2% | 25.4% | 33.8% | - | 100.0% | 24.4% | -29.2% |
| CHENEGA BAY | -14.3% | -2.6% | 36.9% | -15.8% | 19.5% | 40.5% | -2.8% | -30.1% | 8.2% | -24.7% |
| CHIGNIK | -3.2% | -38.1% | 23.2% | 15.6% | 30.2% | -20.4% | - | 100.0% | -30.9% | -17.4% |
| COLD BAY | -30.2% | -37.3% | 40.6% | 30.2% | 13.4% | 18.2% | -78.8% | 283.6% | 3.3% | -21.6% |
| CORDOVA | 8.2% | 1.5% | 7.7% | -3.3% | 3.8% | -10.8% | -0.8% | -0.7% | -15.7% | -16.3% |
| DUTCH HARBOR | 2.7% | -44.6% | 13.3% | 41.9% | 23.5% | -4.8% | -89.8% | 638.8% | -8.1% | -3.9% |
| FALSE PASS | 12.7% | -62.9% | 126.1% | 11.5% | 5.2% | -36.1% | - | 100.0% | 23.4% | -48.3% |
| HOMER | 1.3% | 11.7% | 9.0% | -2.1% | 2.5% | -1.7% | -49.6% | 92.8% | -11.6% | -5.1% |
| KING COVE | -2.1% | -33.2% | 12.8% | 21.4% | 26.7% | 9.1% | -61.6% | 132.6% | -2.6% | -20.6% |
| KODIAK | 5.0% | 6.6% | 6.7% | 5.3% | 1.8% | -1.1% | -39.8% | 70.3% | -9.3% | -15.0% |
| OLD HARBOR | - | - | - | - | - | - | -44.4% | 45.0% | -34.5% | -36.8% |
| OUZINKIE | - | - | - | - | - | - | 15.5% | 105.6% | 68.0% | -16.9% |
| PORT LIONS | 29.5% | -6.2% | -5.2% | 8.8% | 17.1% | -39.3% | -59.8% | 214.4% | -23.9% | 0.1% |
| SAND POINT | -27.6% | -19.1% | -5.2% | 16.7% | 20.9% | 35.9% | -59.7% | 98.8% | 7.1% | -28.0% |
| SELDOVIA | 5.8% | 12.2% | -4.3% | -13.4% | 11.2% | -10.9% | -53.5% | 109.4% | -12.2% | 4.4% |
| TATITLEK | 9.9% | 14.6% | -20.6% | -3.7% | 47.4% | 18.3% | -17.6% | -54.4% | -47.1% | 292.6% |
| VALDEZ | 2.3% | -4.9% | -8.1% | 3.6% | 10.7% | -18.8% | 14.1% | -4.0% | -23.3% | -18.8% |
| WHITTIER | 2.8% | -4.9% | 4.7% | -2.1% | 15.0% | -8.9% | -8.0% | 13.2% | -17.8% | -24.8% |
| TOTAL | 3.9% | -0.3% | 4.0% | -0.2% | 8.6% | -8.0% | -21.2% | 29.0% | -14.6% | -16.0% |
| SYSTEM TOTAL | 4.6% | 5.8% | -6.6% | 2.6% | 2.6% | 0.9% | -7.2% | 1.8% | -9.7% | -10.4% |

Disembarking Vehicle Traffic

| SOUTHEAST | 2007 | 2008 | 2009 | 2010 | 2011 | 2012 | 2013 | 2014 | 2015 | 2016 |
|---------------------|----------------|----------------|----------------|----------------|----------------|----------------|----------------|----------------|----------------|---------------|
| ANGOON | 761 | 948 | 852 | 994 | 1,070 | 1,061 | 914 | 958 | 1,159 | 767 |
| ANNETTE BAY | - | - | - | - | - | - | 2,880 | 5,307 | 5,286 | 4,991 |
| BELLINGHAM | 5,438 | 4,450 | 4,425 | 4,679 | 5,311 | 5,748 | 5,365 | 5,413 | 5,152 | 4,791 |
| GUSTAVUS | - | - | - | 56 | 1,165 | 1,513 | 1,433 | 1,509 | 1,567 | 1,544 |
| HAINES | 11,060 | 12,567 | 11,658 | 11,945 | 12,204 | 12,377 | 12,541 | 11,966 | 11,572 | 11,896 |
| HOONAH | 1,947 | 2,207 | 1,886 | 2,098 | 1,853 | 2,150 | 2,107 | 2,270 | 2,131 | 1,926 |
| JUNEAU | 20,794 | 23,023 | 21,523 | 22,525 | 22,098 | 23,317 | 23,778 | 21,243 | 20,223 | 19,902 |
| KAKE | 513 | 590 | 481 | 504 | 577 | 572 | 582 | 492 | 367 | 404 |
| KETCHIKAN | 11,514 | 11,564 | 11,076 | 10,924 | 11,608 | 11,638 | 10,838 | 10,845 | 10,182 | 10,291 |
| METLAKATLA | 5,657 | 5,620 | 5,436 | 4,883 | 5,859 | 5,793 | 2,550 | - | - | - |
| PELICAN | 77 | 97 | 74 | 67 | 89 | 88 | 88 | 93 | 78 | 83 |
| PETERSBURG | 2,145 | 2,501 | 2,502 | 2,507 | 2,434 | 2,425 | 2,383 | 2,246 | 1,986 | 1,998 |
| PRINCE RUPERT | 3,990 | 4,058 | 3,945 | 4,174 | 3,306 | 3,299 | 3,257 | 2,898 | 2,542 | 3,328 |
| SITKA | 4,150 | 4,990 | 4,483 | 4,969 | 4,534 | 5,194 | 5,096 | 4,193 | 3,707 | 3,201 |
| SKAGWAY | 6,609 | 7,310 | 7,371 | 7,150 | 6,806 | 7,563 | 7,627 | 6,962 | 6,745 | 6,794 |
| TENAKEE | 56 | 48 | 41 | 76 | - | - | - | - | - | 175 |
| WRANGELL | 2,084 | 1,894 | 1,797 | 2,010 | 1,995 | 2,120 | 2,159 | 2,009 | 1,683 | 1,676 |
| YAKUTAT | 202 | 70 | 129 | 174 | 170 | 179 | 172 | 138 | 129 | 179 |
| TOTAL | 76,997 | 81,937 | 77,679 | 79,735 | 81,079 | 85,037 | 83,770 | 78,542 | 74,509 | 73,946 |
| SOUTHWEST | 2007 | 2008 | 2009 | 2010 | 2011 | 2012 | 2013 | 2014 | 2015 | 2016 |
| AKUTAN | - | - | - | - | - | - | - | - | - | 3 |
| CHENEGA BAY | 39 | 59 | 50 | 55 | 85 | 100 | 95 | 69 | 66 | 64 |
| CHIGNIK | 58 | 32 | 53 | 70 | 77 | 72 | - | 53 | 36 | 41 |
| COLD BAY | 111 | 53 | 70 | 75 | 83 | 125 | 36 | 89 | 99 | 82 |
| CORDOVA | 4,974 | 5,200 | 5,972 | 5,853 | 6,009 | 5,571 | 5,183 | 5,123 | 4,470 | 4,209 |
| DUTCH HARBOR | 62 | 26 | 53 | 52 | 68 | 90 | 25 | 62 | 66 | 46 |
| FALSE PASS | 31 | 10 | 22 | 17 | 23 | 37 | - | 19 | 19 | 22 |
| HOMER | 4,222 | 4,518 | 5,261 | 5,087 | 5,545 | 5,110 | 3,285 | 4,977 | 4,664 | 5,072 |
| KING COVE | 158 | 117 | 118 | 118 | 150 | 163 | 65 | 133 | 131 | 117 |
| KODIAK | 4,083 | 4,246 | 4,688 | 4,662 | 4,997 | 4,704 | 3,445 | 4,857 | 4,473 | 4,339 |
| OLD HARBOR | - | - | - | - | - | 11 | 11 | 20 | 20 | 14 |
| OUZINKIE | - | - | - | - | - | 54 | 57 | 139 | 217 | 187 |
| PORT LIONS | 634 | 615 | 613 | 596 | 704 | 436 | 183 | 548 | 481 | 495 |
| SAND POINT | 98 | 87 | 83 | 87 | 141 | 144 | 54 | 101 | 95 | 81 |
| SELDOVIA | 1,458 | 1,502 | 1,582 | 1,434 | 1,541 | 1,442 | 877 | 1,312 | 1,182 | 1,497 |
| TATITLEK | 30 | 25 | 32 | 19 | 23 | 24 | 27 | 26 | 11 | 25 |
| VALDEZ | 3,304 | 3,252 | 3,364 | 3,299 | 3,549 | 2,915 | 3,464 | 3,298 | 2,410 | 1,981 |
| WHITTIER | 8,654 | 8,160 | 8,901 | 8,916 | 10,026 | 9,413 | 8,220 | 9,110 | 7,598 | 6,748 |
| TOTAL | 27,916 | 27,902 | 30,862 | 30,340 | 33,021 | 30,411 | 25,027 | 29,936 | 26,038 | 25,023 |
| SYSTEM TOTAL | 104,913 | 109,839 | 108,541 | 110,075 | 114,100 | 115,448 | 108,797 | 108,478 | 100,547 | 98,969 |

Disembarking Vehicle Traffic Percentage Change

| SOUTHEAST | 2007 | 2008 | 2009 | 2010 | 2011 | 2012 | 2013 | 2014 | 2015 | 2016 |
|---------------------|-------------|--------------|--------------|--------------|-------------|--------------|---------------|--------------|---------------|--------------|
| ANGOON | 30.5% | 24.6% | -10.1% | 16.7% | 7.6% | -0.8% | -13.9% | 4.8% | 21.0% | -33.8% |
| ANNETTE BAY | - | - | - | - | - | - | - | 84.2% | -0.4% | -5.6% |
| BELLINGHAM | 0.8% | -18.2% | -0.6% | 5.7% | 13.5% | 8.2% | -6.7% | 0.8% | -4.8% | -7.0% |
| GUSTAVUS | - | - | - | - | 1980.4% | 29.9% | -5.3% | 5.3% | 3.8% | -1.5% |
| HAINES | 2.7% | 13.6% | -7.2% | 2.5% | 2.2% | 1.4% | 1.3% | -4.5% | -3.3% | 2.8% |
| HOONAH | 23.8% | 13.4% | -14.5% | 11.2% | -11.7% | 16.0% | -2.0% | 7.7% | -6.1% | -9.6% |
| JUNEAU | 15.5% | 10.7% | -6.5% | 4.7% | -1.9% | 5.5% | 2.0% | -10.6% | -4.8% | -1.6% |
| KAKE | 21.6% | 15.0% | -18.5% | 4.8% | 14.5% | -0.9% | 1.7% | -15.4% | -25.4% | 10.1% |
| KETCHIKAN | 6.5% | 0.4% | -4.2% | -1.4% | 6.3% | 0.3% | -6.9% | - | -6.1% | 1.1% |
| METLAKATLA | 17.0% | -0.7% | -3.3% | -10.2% | 20.0% | -1.1% | -56.0% | - | - | - |
| PELICAN | 16.7% | 26.0% | -23.7% | -9.5% | 32.8% | -1.1% | - | 5.6% | -16.1% | 6.4% |
| PETERSBURG | -14.9% | 16.6% | - | 0.2% | -2.9% | -0.4% | -1.7% | -5.7% | -11.6% | 0.6% |
| PRINCE RUPERT | -3.2% | 1.7% | -2.8% | 5.8% | -20.8% | -0.2% | -1.3% | -11.0% | -12.3% | 30.9% |
| SITKA | 12.3% | 20.2% | -10.2% | 10.8% | -8.8% | 14.6% | -1.9% | -17.7% | -11.6% | -13.6% |
| SKAGWAY | 2.0% | 10.6% | 0.8% | -3.0% | -4.8% | 11.1% | 0.8% | -8.7% | -3.1% | 0.7% |
| TENAKEE | 154.5% | -14.3% | -14.6% | 85.4% | - | - | - | - | - | - |
| WRANGELL | 1.7% | -9.1% | -5.1% | 11.9% | -0.7% | 6.3% | 1.8% | -6.9% | -16.2% | -0.4% |
| YAKUTAT | 47.4% | -65.3% | 84.3% | 34.9% | -2.3% | 5.3% | -3.9% | -19.7% | -6.5% | 38.8% |
| TOTAL | 7.6% | 6.4% | -5.2% | 2.6% | 1.7% | 4.9% | -1.5% | -6.2% | -5.1% | -0.8% |
| SOUTHWEST | 2007 | 2008 | 2009 | 2010 | 2011 | 2012 | 2013 | 2014 | 2015 | 2016 |
| CHENEGA BAY | -31.6% | 51.3% | -15.3% | 10.0% | 54.5% | 17.6% | -5.0% | -27.3% | -4.4% | -3.0% |
| CHIGNIK | 13.7% | -44.8% | 65.6% | 32.1% | 10.0% | -6.5% | - | 100.0% | -32.1% | 13.9% |
| COLD BAY | 14.4% | -52.3% | 32.1% | 7.1% | 10.7% | 50.6% | -71.2% | 147.2% | 11.2% | -17.2% |
| CORDOVA | 14.9% | 4.5% | 14.8% | -2.0% | 2.7% | -7.3% | -7.0% | -1.1% | -12.7% | -5.8% |
| DUTCH HARBOR | -13.9% | -58.1% | 103.8% | -1.9% | 30.8% | 32.4% | -72.2% | 148.0% | 6.5% | -30.3% |
| FALSE PASS | 93.8% | -67.7% | 120.0% | -22.7% | 35.3% | 60.9% | - | 100.0% | - | 15.8% |
| HOMER | 10.9% | 7.0% | 16.4% | -3.3% | 9.0% | -7.8% | -35.7% | 51.5% | -6.3% | 8.7% |
| KING COVE | -11.2% | -25.9% | 0.9% | - | 27.1% | 8.7% | -60.1% | 104.6% | -1.5% | -10.7% |
| KODIAK | 13.5% | 4.0% | 10.4% | -0.6% | 7.2% | -5.9% | -26.8% | 40.9% | -7.9% | -3.0% |
| OLD HARBOR | - | - | - | - | - | - | - | 81.8% | - | -30.0% |
| OUZINKIE | - | - | - | - | - | - | 5.6% | 143.8% | 56.1% | -13.8% |
| PORT LIONS | 31.5% | -3.0% | -0.3% | -2.8% | 18.1% | -38.1% | -58.0% | 199.4% | -12.2% | 2.9% |
| SAND POINT | -30.0% | -11.2% | -4.6% | 4.8% | 62.1% | 2.1% | -62.5% | 87.0% | -5.9% | -14.7% |
| SELDOVIA | 18.6% | 3.0% | 5.3% | -9.4% | 7.5% | -6.4% | -39.2% | 49.6% | -9.9% | 26.6% |
| TATITLEK | 20.0% | -16.7% | 28.0% | -40.6% | 21.1% | 4.3% | 12.5% | -3.7% | -57.7% | 127.3% |
| VALDEZ | 1.7% | -1.6% | 3.4% | -1.9% | 7.6% | -17.9% | 18.8% | -4.7% | -26.9% | -17.8% |
| WHITTIER | 6.1% | -5.7% | 9.1% | 0.2% | 12.4% | -6.1% | -12.7% | 10.8% | -16.6% | -11.2% |
| TOTAL | 9.5% | -0.1% | 10.6% | -1.7% | 8.8% | -7.9% | -17.7% | 19.6% | -13.0% | -3.9% |
| SYSTEM TOTAL | 8.1% | 4.7% | -1.2% | 1.4% | 3.7% | 1.2% | -5.8% | -0.2% | -7.3% | -1.6% |

Southeast Port Departures

| SOUTHEAST | 2007 | 2008 | 2009 | 2010 | 2011 | 2012 | 2013 | 2014 | 2015 | 2016 |
|---------------|--------------|--------------|--------------|--------------|--------------|--------------|--------------|--------------|--------------|--------------|
| ANGOON | 105 | 109 | 138 | 118 | 108 | 112 | 128 | 120 | 117 | 101 |
| ANNETTE BAY | - | - | - | - | - | - | 263 | 516 | 488 | 485 |
| BELLINGHAM | 67 | 52 | 54 | 53 | 63 | 64 | 61 | 67 | 68 | 61 |
| GUSTAVUS | - | - | - | 4 | 60 | 116 | 106 | 117 | 104 | 97 |
| HAINES | 508 | 619 | 574 | 574 | 641 | 570 | 649 | 554 | 544 | 483 |
| HOONAH | 225 | 271 | 233 | 203 | 184 | 232 | 203 | 202 | 178 | 145 |
| JUNEAU | 1,025 | 1,085 | 905 | 919 | 974 | 894 | 958 | 843 | 789 | 719 |
| KAKE | 187 | 183 | 166 | 168 | 177 | 172 | 161 | 152 | 116 | 118 |
| KETCHIKAN | 945 | 932 | 861 | 805 | 923 | 917 | 866 | 872 | 805 | 787 |
| METLAKATLA | 515 | 522 | 476 | 416 | 514 | 510 | 240 | - | - | - |
| PELICAN | 17 | 18 | 19 | 17 | 17 | 17 | 18 | 17 | 14 | 11 |
| PETERSBURG | 389 | 420 | 380 | 415 | 418 | 395 | 375 | 365 | 322 | 308 |
| PRINCE RUPERT | 146 | 153 | 146 | 146 | 142 | 136 | 105 | 97 | 77 | 76 |
| SITKA | 262 | 299 | 255 | 281 | 263 | 293 | 295 | 230 | 212 | 170 |
| SKAGWAY | 266 | 320 | 298 | 287 | 310 | 276 | 312 | 256 | 264 | 257 |
| TENAKEE | 100 | 102 | 107 | 101 | 99 | 103 | 119 | 111 | 95 | 95 |
| WRANGELL | 389 | 387 | 361 | 384 | 385 | 380 | 360 | 354 | 312 | 308 |
| YAKUTAT | 52 | 21 | 27 | 27 | 12 | 38 | 41 | 30 | 14 | 14 |
| TOTAL | 5,198 | 5,493 | 5,000 | 4,918 | 5,290 | 5,225 | 5,260 | 4,903 | 4,519 | 4,235 |

Southwest Port Departures

| SOUTHWEST | 2007 | 2008 | 2009 | 2010 | 2011 | 2012 | 2013 | 2014 | 2015 | 2016 |
|--------------|--------------|--------------|--------------|--------------|--------------|--------------|--------------|--------------|--------------|--------------|
| AKUTAN | 26 | 12 | 14 | 22 | 24 | 24 | - | 22 | 20 | 18 |
| CHENEGA BAY | 35 | 36 | 47 | 51 | 36 | 49 | 42 | 35 | 35 | 34 |
| CHIGNIK | 26 | 12 | 14 | 22 | 24 | 20 | - | 18 | 13 | 14 |
| COLD BAY | 26 | 12 | 14 | 22 | 24 | 24 | 6 | 22 | 20 | 18 |
| CORDOVA | 302 | 289 | 355 | 289 | 283 | 292 | 307 | 284 | 287 | 265 |
| DUTCH HARBOR | 13 | 6 | 7 | 11 | 12 | 12 | 3 | 11 | 10 | 9 |
| FALSE PASS | 26 | 12 | 14 | 22 | 24 | 12 | - | 11 | 10 | 9 |
| HOMER | 253 | 254 | 286 | 254 | 305 | 239 | 135 | 264 | 234 | 244 |
| KING COVE | 26 | 12 | 14 | 22 | 24 | 24 | 6 | 22 | 20 | 18 |
| KODIAK | 193 | 171 | 186 | 178 | 202 | 179 | 111 | 186 | 166 | 175 |
| OLD HARBOR | - | - | - | - | - | 4 | 2 | 4 | 7 | 4 |
| OUZINKIE | - | - | - | - | - | 26 | 21 | 75 | 110 | 114 |
| PORT LIONS | 119 | 133 | 116 | 98 | 171 | 111 | 41 | 145 | 135 | 142 |
| SAND POINT | 26 | 12 | 14 | 22 | 24 | 24 | 6 | 22 | 20 | 18 |
| SELDOVIA | 110 | 111 | 125 | 102 | 136 | 118 | 77 | 116 | 105 | 128 |
| TATITLEK | 43 | 55 | 46 | 32 | 30 | 32 | 34 | 16 | 17 | 33 |
| VALDEZ | 290 | 291 | 351 | 275 | 331 | 244 | 268 | 252 | 203 | 144 |
| WHITTIER | 381 | 356 | 417 | 340 | 380 | 413 | 375 | 405 | 320 | 303 |
| TOTAL | 1,895 | 1,774 | 2,020 | 1,762 | 2,030 | 1,847 | 1,434 | 1,910 | 1,732 | 1,690 |

Current Annual Traffic

Alaska Marine Highway System, Annual Traffic Volume Report • 2016

The tables and charts in this section provide a visual summary of the traffic data collected from the Passenger and Vehicle Traffic Summaries by Month; this traffic is shown both by region and by types of vessels (as described below).

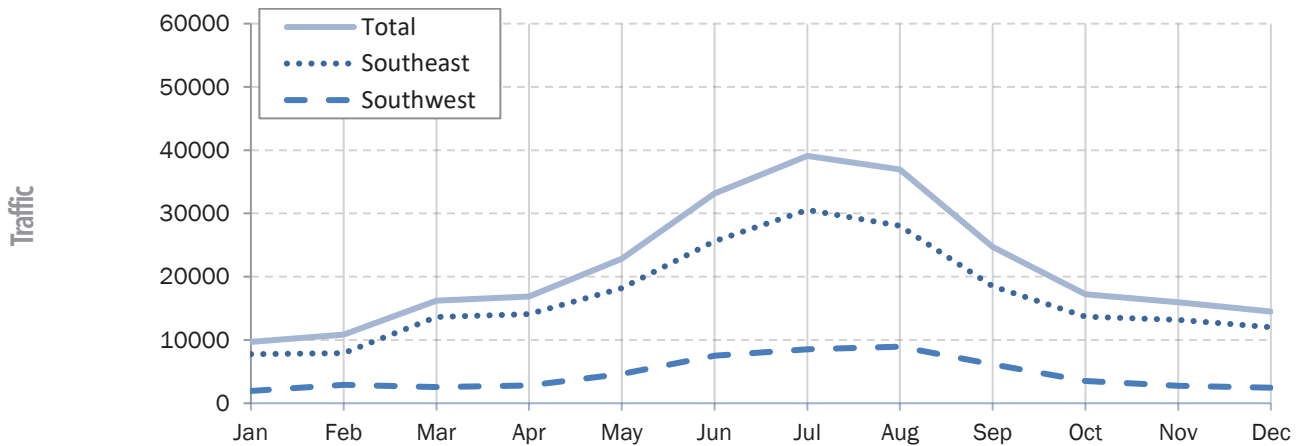
The Regional Monthly Traffic tables and charts on page 23 break the traffic down by region, utilizing passenger and vehicle counts to / from ports in the Southeast Region, and then counts to / from ports in the Southwest Region. The steep bell curves display the seasonal nature of AMHS traffic, a pattern that is repeated consistently from year to year.

Regional Monthly Traffic

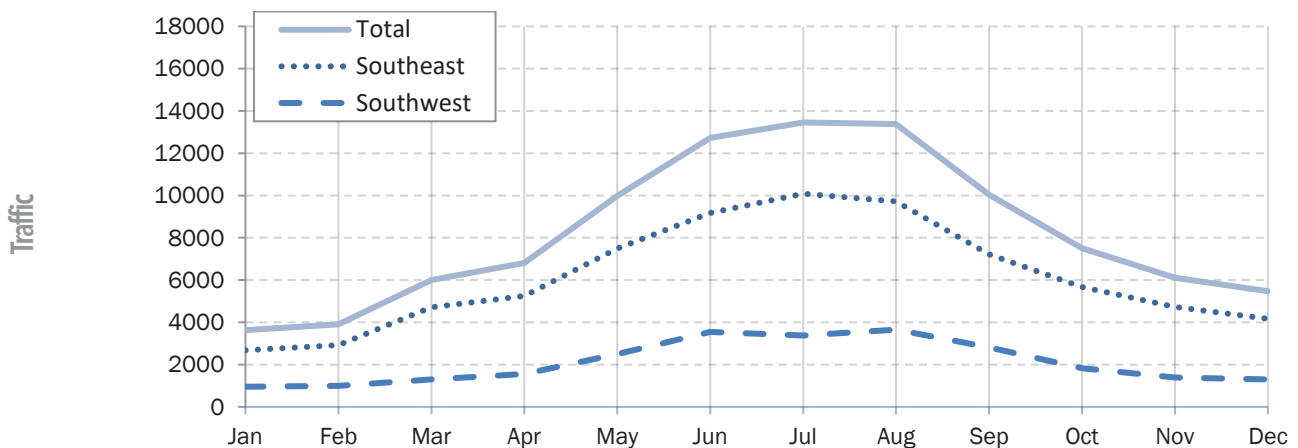
| PASSENGERS | | | |
|--------------|----------------|---------------|----------------|
| MONTH | SOUTHEAST | SOUTHWEST | TOTAL |
| JANUARY | 7,755 | 1,942 | 9,697 |
| FEBRUARY | 7,919 | 2,931 | 10,850 |
| MARCH | 13,644 | 2,561 | 16,205 |
| APRIL | 14,076 | 2,791 | 16,867 |
| MAY | 18,190 | 4,634 | 22,824 |
| JUNE | 25,634 | 7,510 | 33,144 |
| JULY | 30,556 | 8,540 | 39,096 |
| AUGUST | 28,029 | 8,942 | 36,971 |
| SEPTEMBER | 18,514 | 6,172 | 24,686 |
| OCTOBER | 13,704 | 3,541 | 17,245 |
| NOVEMBER | 13,201 | 2,761 | 15,962 |
| DECEMBER | 12,015 | 2,480 | 14,495 |
| TOTAL | 203,237 | 54,805 | 258,042 |

| VEHICLES | | | |
|--------------|---------------|---------------|---------------|
| MONTH | SOUTHEAST | SOUTHWEST | TOTAL |
| JANUARY | 2,676 | 953 | 3,629 |
| FEBRUARY | 2,919 | 994 | 3,913 |
| MARCH | 4,705 | 1,291 | 5,996 |
| APRIL | 5,247 | 1,552 | 6,799 |
| MAY | 7,489 | 2,496 | 9,985 |
| JUNE | 9,180 | 3,537 | 12,717 |
| JULY | 10,083 | 3,372 | 13,455 |
| AUGUST | 9,718 | 3,653 | 13,371 |
| SEPTEMBER | 7,215 | 2,816 | 10,031 |
| OCTOBER | 5,669 | 1,828 | 7,497 |
| NOVEMBER | 4,721 | 1,388 | 6,109 |
| DECEMBER | 4,165 | 1,302 | 5,467 |
| TOTAL | 73,787 | 25,182 | 98,969 |

Regional Monthly Passenger Traffic Chart



Regional Monthly Vehicle Traffic Chart

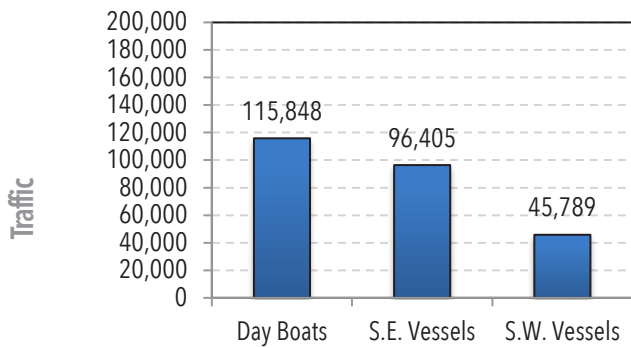


Vessel Monthly Traffic Comparison

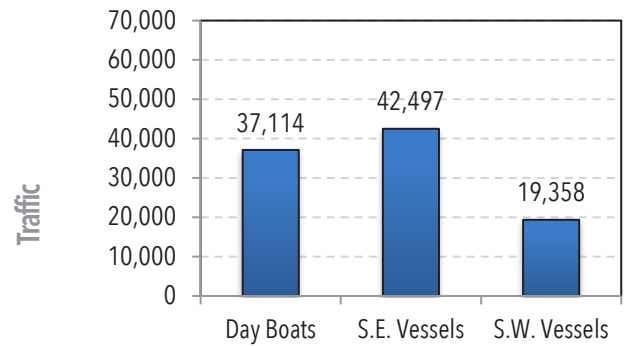
| PASSENGERS | | | | |
|--------------|----------------|---------------|---------------|----------------|
| MONTH | DAY BOATS | SE VESSELS | SW VESSELS | TOTAL |
| JANUARY | 2,566 | 5,160 | 1,971 | 9,697 |
| FEBRUARY | 3,154 | 4,765 | 2,931 | 10,850 |
| MARCH | 7,353 | 6,875 | 1,977 | 16,205 |
| APRIL | 7,140 | 8,238 | 1,489 | 16,867 |
| MAY | 10,629 | 9,370 | 2,825 | 22,824 |
| JUNE | 14,235 | 12,610 | 6,299 | 33,144 |
| JULY | 18,135 | 13,634 | 7,327 | 39,096 |
| AUGUST | 16,067 | 13,258 | 7,646 | 36,971 |
| SEPTEMBER | 12,673 | 7,897 | 4,116 | 24,686 |
| OCTOBER | 9,941 | 5,341 | 1,963 | 17,245 |
| NOVEMBER | 9,262 | 4,847 | 1,853 | 15,962 |
| DECEMBER | 4,693 | 4,410 | 5,392 | 14,495 |
| TOTAL | 115,848 | 96,405 | 45,789 | 258,042 |

| VEHICLES | | | | |
|--------------|---------------|---------------|---------------|---------------|
| MONTH | DAY BOATS | SE VESSELS | SW VESSELS | TOTAL |
| JANUARY | 705 | 1,939 | 985 | 3,629 |
| FEBRUARY | 1,017 | 1,902 | 994 | 3,913 |
| MARCH | 2,385 | 2,723 | 888 | 5,996 |
| APRIL | 2,496 | 3,558 | 745 | 6,799 |
| MAY | 3,783 | 4,784 | 1,418 | 9,985 |
| JUNE | 4,522 | 5,392 | 2,803 | 12,717 |
| JULY | 5,138 | 5,547 | 2,770 | 13,455 |
| AUGUST | 4,763 | 5,547 | 3,061 | 13,371 |
| SEPTEMBER | 4,283 | 3,981 | 1,767 | 10,031 |
| OCTOBER | 3,634 | 2,846 | 1,017 | 7,497 |
| NOVEMBER | 2,824 | 2,303 | 982 | 6,109 |
| DECEMBER | 1,564 | 1,975 | 1,928 | 5,467 |
| TOTAL | 37,114 | 42,497 | 19,358 | 98,969 |

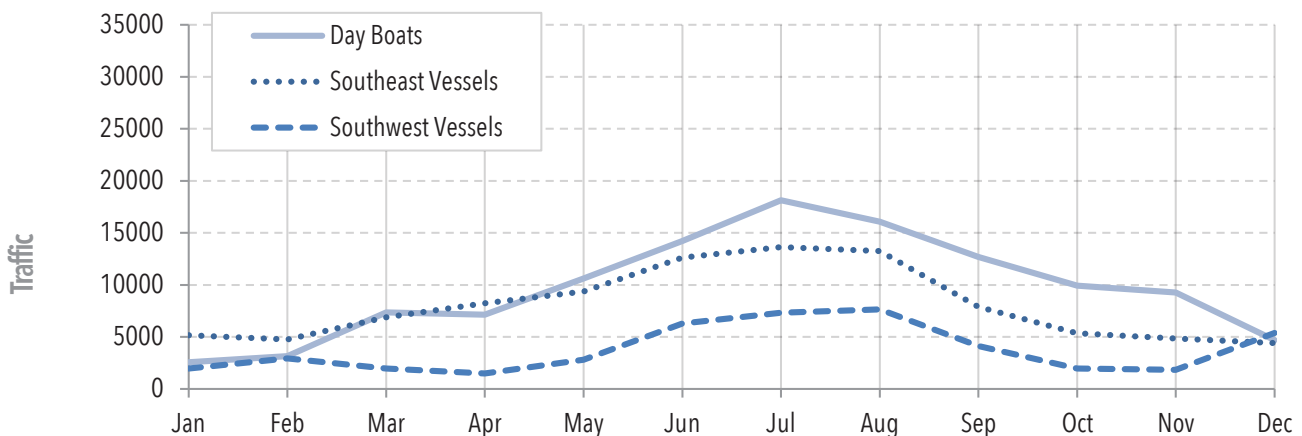
Vessel Passenger Chart



Vessel Vehicle Chart



Vessel Monthly Passenger Chart



Sailings

Alaska Marine Highway System, Annual Traffic Volume Report • 2016

The following three tables represent sailings that show the sequence of ports traveled by AMHS vessels during 2016, and the number of times each different sequence occurred. The data is broken into summer and winter seasons, summer being the time period from May 1 to September 30. Of the 1,281 Southeast sailings, 74 different routes are represented, and of these, 48 occur only one or two times. In the combined Southwest and Cross Gulf systems, there were 375 sailings that occurred with 21 of the 47 different routes seeing only occasional use. It is also noteworthy that many of the routes are minor variations of a standard pattern. Published schedule variations may occur due to seasonal transitions, rerouting a vessel to accommodate a special event or accommodating for an unexpected mechanical repair.

Southeast Routes

| ROUTES | SUMMER | | | | | TOTAL | WINTER | | | | | TOTAL | ANNUAL TOTAL |
|--|----------|-----------|--------|-----------|-----------|-------|-----------|---------|--------|-----------|-----------|-------|--------------|
| | COLUMBIA | KENNICOTT | LITUYA | MALASPINA | MATANUSKA | | KENNICOTT | LECONTE | LITUYA | MALASPINA | MATANUSKA | | |
| ANB KTN | - | - | 217 | - | - | 217 | - | - | 268 | - | - | 268 | 485 |
| ANG JNU | - | - | - | - | - | - | - | 9 | - | - | - | 9 | 9 |
| ANG TKE JNU | - | - | - | - | - | - | - | 14 | - | - | - | 14 | 14 |
| BEL KTN | - | - | - | 1 | - | 1 | 1 | - | - | - | - | 1 | 2 |
| BEL KTN WRG PSG JNU HNS SGY | - | - | - | - | - | - | - | - | - | 16 | - | 16 | 16 |
| BEL KTN WRG PSG SIT JNU HNS SGY | - | - | - | - | - | - | - | - | - | 2 | - | 2 | 2 |
| GUS JNU | - | - | - | - | - | - | - | 10 | - | - | - | 10 | 10 |
| HNH JNU | - | - | - | - | - | - | - | 12 | - | - | - | 12 | 12 |
| HNS JNU HNH KAE PSG WRG KTN YPR | - | - | - | - | - | - | - | - | - | - | 2 | 2 | 2 |
| HNS JNU PSG WRG KTN | - | - | - | - | - | - | 1 | - | - | - | 5 | 6 | 6 |
| HNS JNU PSG WRG KTN YPR | - | - | - | - | - | - | - | - | - | - | 1 | 1 | 1 |
| HNS SGY HNS JNU SIT PSG WRG KTN BEL | - | - | - | 1 | - | 1 | - | - | - | - | - | - | 1 |
| JNU ANG | - | - | - | - | - | - | - | 13 | - | - | - | 13 | 13 |
| JNU ANG KAE | - | - | - | - | - | - | - | 1 | - | - | - | 1 | 1 |
| JNU GUS HNH | - | - | - | - | - | - | - | 11 | - | - | - | 11 | 11 |
| JNU GUS HNH KAE PSG WRG KTN YPR | - | - | - | - | - | - | - | - | - | - | 2 | 2 | 2 |
| JNU GUS PEL | - | - | - | - | - | - | - | 2 | - | - | - | 2 | 2 |
| JNU HNH | - | - | - | - | - | - | - | 1 | - | - | - | 1 | 1 |
| JNU HNH ANG | - | - | - | - | - | - | - | 2 | - | - | - | 2 | 2 |
| JNU HNH GUS | - | - | - | - | - | - | - | 10 | - | - | - | 10 | 10 |
| JNU HNH SIT KAE PSG WRG KTN YPR | - | - | - | - | - | - | - | - | - | - | 6 | 6 | 6 |
| JNU HNS SGY | - | - | - | - | - | - | - | 33 | - | - | - | 33 | 33 |
| JNU KAE | - | - | - | - | - | - | - | 4 | - | - | - | 4 | 4 |
| JNU KAE ANG | - | - | - | - | - | - | - | 1 | - | - | - | 1 | 1 |
| JNU PEL | - | - | - | - | - | - | - | 1 | - | - | - | 1 | 1 |
| JNU PEL WRG KTN | - | - | - | - | - | - | 1 | - | - | - | - | 1 | 1 |
| JNU PSG WRG KTN YPR | - | - | - | - | 1 | 1 | 1 | - | - | - | - | 1 | 2 |
| JNU SGY | - | - | - | - | - | - | 1 | - | - | - | - | 1 | 1 |
| JNU SIT KAE PSG WRG KTN YPR | - | - | - | - | - | - | - | - | - | - | 1 | 1 | 1 |
| JNU SIT PSG WRG KTN YPR | - | - | - | - | - | - | 3 | - | - | - | - | 3 | 3 |
| JNU TKE ANG | - | - | - | - | - | - | - | 7 | - | - | - | 7 | 7 |
| JNU YAK WTR CHB KOD OUZ ORI SDV HOM SDV KOD CHB WTR YAK JNU KTN BEL | - | 1 | - | - | - | 1 | - | - | - | - | - | - | 1 |
| KAE ANG JNU | - | - | - | - | - | - | - | 1 | - | - | - | 1 | 1 |
| KAE ANG TKE JNU | - | - | - | - | - | - | - | 3 | - | - | - | 3 | 3 |
| KAE JNU | - | - | - | - | - | - | - | 1 | - | - | - | 1 | 1 |
| KTN ANB | - | - | 218 | - | - | 218 | - | - | 267 | - | - | 267 | 485 |
| KTN BEL | - | - | - | - | - | - | 1 | - | - | - | - | 1 | 1 |
| KTN WRG PSG JNU | - | - | - | - | - | - | 4 | - | - | - | 2 | 6 | 6 |
| KTN WRG PSG JNU HNS | - | - | - | - | - | - | - | - | - | - | 2 | 2 | 2 |
| KTN WRG PSG JNU HNS SGY HNS JNU SIT PSG WRG KTN BEL | 1 | - | - | - | - | 1 | - | - | - | - | - | - | 1 |

Southeast Routes

(Continued)

| ROUTES | SUMMER | | | | | TOTAL | WINTER | | | | | TOTAL | ANNUAL TOTAL |
|---|----------|-----------|------------|-----------|-----------|------------|-----------|------------|------------|-----------|-----------|------------|--------------|
| | COLUMBIA | KENNICOTT | LITUYA | MALASPINA | MATANUSKA | | KENNICOTT | LECONTE | LITUYA | MALASPINA | MATANUSKA | | |
| KTN WRG PSG KAE JNU | - | - | - | - | - | - | - | - | - | - | 7 | 7 | 7 |
| KTN WRG PSG KAE JNU HNH SIT KAE PSG WRG KTN YPR | - | - | - | - | - | - | - | - | - | - | 9 | 9 | 9 |
| KTN WRG PSG KAE SIT KAE PSG WRG KTN YPR | - | - | - | - | - | - | - | - | - | - | 2 | 2 | 2 |
| KTN WRG PSG KAE YPR | - | - | - | - | - | - | - | - | - | - | 1 | 1 | 1 |
| KTN WRG PSG SIT | - | - | - | - | - | - | - | - | - | - | 1 | 1 | 1 |
| KTN WRG PSG SIT JNU | - | - | - | - | - | - | 1 | - | - | - | - | 1 | 1 |
| KTN WRG PSG SIT JNU HNS SGY | - | - | - | - | - | - | 1 | - | - | - | - | 1 | 1 |
| KTN YPR | - | - | - | - | - | - | - | - | - | - | 1 | 1 | 1 |
| PEL GUS JNU | - | - | - | - | - | - | - | 2 | - | - | - | 2 | 2 |
| PEL JNU | - | - | - | - | - | - | - | 1 | - | - | - | 1 | 1 |
| SGY HNS JNU | - | - | - | - | - | - | - | 34 | - | - | - | 34 | 34 |
| SGY HNS JNU PSG WRG KTN | - | - | - | - | - | - | 3 | - | - | - | - | 3 | 3 |
| SGY HNS JNU PSG WRG KTN BEL | - | - | - | - | - | - | - | - | - | 1 | - | 1 | 1 |
| SGY HNS JNU SIT KAE PSG WRG KTN BEL | - | - | - | - | - | - | - | - | - | 1 | - | 1 | 1 |
| SGY HNS JNU SIT PSG WRG KTN | - | - | - | - | - | - | 1 | - | - | - | - | 1 | 1 |
| SGY HNS JNU SIT PSG WRG KTN BEL | - | - | - | - | - | - | - | - | - | 14 | - | 14 | 14 |
| SGY JNU HNH SIT PSG WRG KTN | - | - | - | - | - | 1 | - | - | - | - | - | 1 | 1 |
| SGY JNU PSG WRG KTN | - | - | - | - | - | - | - | - | - | - | 5 | 5 | 5 |
| SGY JNU PSG WRG KTN BEL | - | - | - | - | - | - | - | - | - | 1 | - | 1 | 1 |
| SIT HNH JNU PSG WRG KTN YPR | - | - | - | - | - | - | - | - | - | - | 1 | 1 | 1 |
| YPR KTN | - | - | - | - | - | - | - | - | - | - | 1 | 1 | 1 |
| YPR KTN WRG PSG JNU HNS SGY | - | - | - | - | - | - | 1 | - | - | - | - | 1 | 1 |
| YPR KTN WRG PSG JNU HNS SGY HNS JNU SIT PSG WRG KTN | - | - | - | - | - | - | - | - | - | - | 1 | 1 | 1 |
| YPR KTN WRG PSG KAE JNU HNS JNU HNH SIT PSG WRG KTN | - | - | - | - | - | - | - | - | - | - | 1 | 1 | 1 |
| YPR KTN WRG PSG KAE JNU HNS SGY | - | - | - | - | - | - | - | - | - | - | 1 | 1 | 1 |
| YPR KTN WRG PSG KAE SIT HNH GUS JNU HNS SGY | - | - | - | - | - | - | - | - | - | - | 2 | 2 | 2 |
| YPR KTN WRG PSG KAE SIT HNH JNU HNS | - | - | - | - | - | - | - | - | - | - | 6 | 6 | 6 |
| YPR KTN WRG PSG KAE SIT HNH JNU HNS JNU PSG WRG KTN | - | - | - | - | - | - | - | - | - | - | 9 | 9 | 9 |
| YPR KTN WRG PSG KAE SIT HNH JNU HNS SGY | - | - | - | - | - | - | - | - | - | - | 2 | 2 | 2 |
| YPR KTN WRG PSG KAE SIT JNU | - | - | - | - | - | - | - | - | - | - | 1 | 1 | 1 |
| YPR KTN WRG PSG KAE SIT JNU HNS SGY | - | - | - | - | - | - | - | - | - | - | 1 | 1 | 1 |
| YPR KTN WRG PSG SIT JNU HNS SGY HNS JNU PSG WRG KTN | - | - | - | - | - | - | - | - | - | - | 1 | 1 | 1 |
| YPR KTN WRG PSG SIT JNU HNS | - | - | - | - | - | - | 1 | - | - | - | - | 1 | 1 |
| YPR KTN WRG PSG SIT JNU HNS SGY | - | - | - | - | - | - | 2 | - | - | - | - | 2 | 2 |
| GRAND TOTAL | 1 | 1 | 435 | 2 | 1 | 440 | 22 | 174 | 535 | 35 | 75 | 841 | 1,281 |

Southwest Routes

| ROUTES | SUMMER | | | WINTER | | | ANNUAL TOTAL | |
|-------------------------------------|-----------|-----------|-----------|------------|-----------|-----------|--------------|------------|
| | AURORA | KENNICOTT | TOTAL | AURORA | KENNICOTT | TUSTUMENA | | TOTAL |
| CDV CHB WTR | - | - | - | 1 | - | - | 1 | 1 |
| CDV TAT VDZ | - | - | - | 8 | - | - | 8 | 8 |
| CDV VDZ | - | - | - | 3 | - | - | 3 | 3 |
| CDV VDZ WTR | - | - | - | 18 | - | - | 18 | 18 |
| CDV WTR | - | - | - | 68 | - | - | 68 | 68 |
| CDV WTR TAT VDZ | 7 | - | 7 | - | - | - | - | 7 |
| CDV WTR VDZ | 39 | - | 39 | 1 | - | - | 1 | 40 |
| HOM KOD | - | 1 | 1 | - | - | 1 | 1 | 2 |
| HOM KOD HOM SDV | - | - | - | - | - | 1 | 1 | 1 |
| HOM ORI OUZ KOD | - | - | - | - | - | 1 | 1 | 1 |
| HOM SDV | - | - | - | - | - | 2 | 2 | 2 |
| HOM SDV HOM ORI OUZ KOD OUZ ORI KOD | - | - | - | - | - | 1 | 1 | 1 |
| HOM SDV KOD | - | - | - | - | 5 | - | 5 | 5 |
| HOM SDV ORI OUZ KOD | - | - | - | - | 1 | - | 1 | 1 |
| KOD HOM | - | - | - | - | - | 1 | 1 | 1 |
| KOD HOM ORI | - | - | - | - | 3 | - | 3 | 3 |
| KOD HOM SDV | - | - | - | - | - | 11 | 11 | 11 |
| KOD ORI OUZ KOD OUZ ORI HOM | - | - | - | - | - | 1 | 1 | 1 |
| KOD OUZ ORI | - | - | - | - | - | 4 | 4 | 4 |
| KOD OUZ ORI HOM | - | - | - | - | - | 1 | 1 | 1 |
| KOD OUZ ORI HOM SDV | - | - | - | - | - | 10 | 10 | 10 |
| KOD OUZ ORI SDV HOM | - | - | - | - | 6 | - | 6 | 6 |
| KOD SDV HOM | - | - | - | - | 3 | - | 3 | 3 |
| ORI KOD | - | - | - | - | - | 4 | 4 | 4 |
| ORI OUZ KOD | - | - | - | - | 3 | - | 3 | 3 |
| SDV HOM | - | - | - | - | - | 4 | 4 | 4 |
| SDV HOM KOD | - | - | - | - | - | 6 | 6 | 6 |
| SDV HOM ORI OUZ KOD | - | - | - | - | - | 13 | 13 | 13 |
| SDV HOM ORI OUZ KOD OUZ ORI HOM | - | - | - | - | - | 1 | 1 | 1 |
| SDV KOD | - | - | - | - | - | 1 | 1 | 1 |
| VDZ CDV | 1 | - | 1 | 3 | - | - | 3 | 4 |
| VDZ TAT CDV | - | - | - | 8 | - | - | 8 | 8 |
| VDZ TAT WTR CDV | 8 | - | 8 | - | - | - | - | 8 |
| VDZ WTR CDV | 37 | - | 37 | 1 | - | - | 1 | 38 |
| WTR CDV | - | - | - | 67 | - | - | 67 | 67 |
| WTR CHB CDV | - | - | - | 3 | - | - | 3 | 3 |
| WTR VDZ CDV | - | - | - | 17 | - | - | 17 | 17 |
| GRAND TOTAL | 92 | 1 | 93 | 198 | 21 | 63 | 282 | 375 |

Cross-Gulf Routes

| ROUTES | SUMMER | | WINTER | | ANNUAL TOTAL |
|---|-----------|----------|-----------|-----------|--------------|
| | KENNICOTT | TOTAL | KENNICOTT | TUSTUMENA | |
| BEL KTN JNU YAK WTR CHB KOD HOM | 1 | 1 | - | - | 1 |
| HOM JNU | - | - | - | 2 | 2 |
| HOM SDV KOD CHB WTR YAK JNU | - | - | 3 | - | 3 |
| JNU HOM | - | - | - | 1 | 1 |
| JNU HOM SDV KOD | - | - | - | 1 | 1 |
| JNU SDV | - | - | - | 1 | 1 |
| JNU YAK WTR CHB KOD | - | - | 2 | - | 2 |
| KOD HOM JNU | - | - | - | 1 | 1 |
| KOD HOM SDV HOM KOD CHB WTR YAK JNU KTN BEL | 1 | 1 | - | - | 1 |
| KTN WRG PSG JNU YAK WTR CHB KOD | - | - | 1 | - | 1 |
| GRAND TOTAL | 2 | 2 | 6 | 6 | 12 |

| PORT CODES | | | | | | | | | | | | | |
|------------|-------------|-----|------------|-----|-----------|-----|------------|-----|------------|-----|----------|-----|---------------|
| ANG | Angoon | CHG | Chignik | HOM | Homer | KOD | Kodiak | OUZ | Ouzinkie | SGY | Skagway | VDZ | Valdez |
| BEL | Bellingham | FPS | False Pass | HTL | Hotel | KTN | Ketchikan | PEL | Pelican | SIT | Sitka | WRG | Wrangell |
| CBY | Cold Bay | GUS | Gustavus | JNU | Juneau | MET | Metlakatla | PSG | Petersburg | TAT | Tatitlek | WTR | Whittier |
| CDV | Cordova | HNH | Hoonah | KAE | Kake | OLD | Old Harbor | SDP | Sand Point | TKE | Tenakee | YAK | Yakutat |
| CHB | Chenega Bay | HNS | Haines | KCV | King Cove | ORI | Port Lions | SDV | Seldovia | UNA | Unalaska | YPR | Prince Rupert |

Southeast City Pairs

| DEPARTED | ARRIVED | ANGOON | ANNETTE BAY | BELLINGHAM | GUSTAVUS | HAINES | HOONAH | JUNEAU | KAKE | KETCHIKAN | PELICAN | PETERSBURG | PRINCE RUPERT | SITKA | SKAGWAY | TENAKEE | WRANGELL | YAKUTAT | TOTAL |
|---------------|---------|------------|-------------|------------|------------|------------|------------|--------------|------------|--------------|-----------|------------|---------------|------------|------------|------------|------------|-----------|---------------|
| ANGOON | - | - | - | - | - | - | 2 | 100 | 1 | - | - | - | - | 15 | - | 57 | - | - | 175 |
| ANNETTE BAY | - | - | - | - | - | - | - | - | - | 485 | - | - | - | - | - | - | - | - | 485 |
| BELLINGHAM | - | - | - | - | 49 | - | 59 | - | 61 | - | 49 | - | 32 | 49 | - | 49 | 10 | - | 358 |
| GUSTAVUS | - | - | - | - | 2 | 46 | 82 | 2 | 2 | 3 | 2 | 2 | - | 2 | - | 2 | - | - | 145 |
| HAINES | - | - | 48 | 1 | - | 4 | 280 | 25 | 98 | - | 98 | 28 | 49 | 236 | - | 98 | - | - | 965 |
| HOONAH | 14 | - | - | 44 | 19 | - | 110 | 20 | 32 | - | 32 | 21 | 18 | 4 | 12 | 32 | - | - | 358 |
| JUNEAU | 97 | - | 60 | 93 | 285 | 124 | - | 54 | 164 | 11 | 153 | 75 | 121 | 256 | 78 | 153 | 14 | - | 1,738 |
| KAKE | 6 | - | 1 | 2 | 26 | 31 | 70 | - | 77 | - | 77 | 65 | 53 | 9 | 4 | 77 | - | - | 498 |
| KETCHIKAN | - | 485 | 61 | 2 | 105 | 31 | 164 | 86 | - | - | 155 | 76 | 93 | 85 | - | 155 | 11 | - | 1,509 |
| PELICAN | - | - | - | 2 | - | - | 11 | - | - | - | - | - | - | - | - | - | - | - | 13 |
| PETERSBURG | - | - | 49 | 2 | 105 | 31 | 154 | 86 | 153 | - | - | 75 | 93 | 85 | - | 153 | 1 | - | 987 |
| PRINCE RUPERT | - | - | - | 2 | 53 | 21 | 75 | 67 | 76 | - | 75 | - | 46 | 35 | - | 75 | - | - | 525 |
| SITKA | 19 | - | 46 | 2 | 28 | 20 | 99 | 21 | 101 | - | 101 | 41 | - | 12 | 18 | 101 | - | - | 609 |
| SKAGWAY | - | - | 49 | 1 | 213 | 2 | 257 | 23 | 85 | - | 85 | 24 | 49 | - | - | 85 | - | - | 873 |
| TENAKEE | 37 | - | - | - | - | 1 | 88 | - | - | - | - | - | 14 | - | - | - | - | - | 140 |
| WRANGELL | - | - | 49 | 2 | 105 | 31 | 154 | 86 | 153 | - | 155 | 75 | 93 | 85 | - | - | - | 1 | 989 |
| YAKUTAT | - | - | 11 | - | - | - | 14 | - | 11 | - | - | - | - | - | - | - | - | - | 36 |
| TOTAL | | 173 | 485 | 374 | 153 | 990 | 344 | 1,717 | 471 | 1,498 | 14 | 982 | 482 | 676 | 858 | 169 | 980 | 37 | 10,403 |

Southwest City Pairs

| DEPARTED | ARRIVED | AKUTAN | CHENEGA BAY | CHIGNIK | COLD BAY | CORDOVA | DUTCH HARBOR | FALSE PASS | HOMER | KING COVE | KODIAK | OLD HARBOR | OUZINKIE | PORT LIONS | SAND POINT | SELDOVIA | TATITLEK | VALDEZ | WHITTIER | TOTAL |
|--------------|---------|-----------|-------------|-----------|-----------|------------|--------------|------------|------------|-----------|------------|------------|------------|------------|------------|------------|-----------|------------|------------|--------------|
| AKUTAN | - | - | 7 | 9 | - | 9 | - | 9 | 9 | 9 | 9 | 2 | 1 | 1 | 9 | - | - | - | - | 65 |
| CHENEGA BAY | - | - | - | - | 5 | - | - | 11 | - | 14 | - | 1 | 1 | - | 10 | - | - | - | 16 | 58 |
| CHIGNIK | 7 | - | - | 7 | - | 7 | 7 | 9 | 7 | 9 | 2 | 1 | 1 | 7 | - | - | - | - | - | 64 |
| COLD BAY | 9 | - | 7 | - | - | 9 | 9 | 9 | 9 | 9 | 2 | 1 | 1 | 9 | - | - | - | - | - | 74 |
| CORDOVA | - | 3 | - | - | - | - | - | - | - | - | - | - | - | - | - | - | 17 | 127 | 242 | 389 |
| DUTCH HARBOR | 9 | - | 7 | 9 | - | - | - | 9 | 9 | 9 | 2 | 1 | 1 | 9 | - | - | - | - | - | 65 |
| FALSE PASS | 9 | - | 7 | 9 | - | 9 | - | 9 | 9 | 9 | 2 | 1 | 1 | 9 | - | - | - | - | - | 74 |
| HOMER | 9 | 14 | 9 | 9 | - | 9 | 9 | - | 9 | 135 | 4 | 52 | 90 | 9 | 117 | - | - | - | 14 | 469 |
| KING COVE | 9 | - | 7 | 9 | - | 9 | 9 | 9 | - | 9 | 2 | 1 | 1 | 9 | - | - | - | - | - | 74 |
| KODIAK | 9 | 14 | 9 | 9 | - | 9 | 9 | 140 | 9 | - | 4 | 61 | 78 | 9 | 9 | 46 | - | - | 14 | 420 |
| OLD HARBOR | 2 | - | 2 | 2 | - | 2 | 2 | 4 | 2 | 4 | - | - | - | 2 | - | - | - | - | - | 22 |
| OUZINKIE | - | 1 | - | - | - | - | - | 54 | - | 62 | - | - | 59 | - | 18 | - | - | - | 1 | 195 |
| PORT LIONS | - | 1 | - | - | - | - | - | 69 | - | 82 | - | 55 | - | - | 18 | - | - | - | 1 | 226 |
| SAND POINT | 9 | - | 7 | 9 | - | 9 | 9 | 9 | 9 | 9 | 2 | 1 | 1 | - | - | - | - | - | - | 74 |
| SELDOVIA | 1 | 14 | 1 | 1 | - | 1 | 1 | 116 | 1 | 50 | 1 | 20 | 21 | 1 | - | - | - | - | 14 | 243 |
| TATITLEK | - | - | - | - | 18 | - | - | - | - | - | - | - | - | - | - | - | - | 16 | 9 | 43 |
| VALDEZ | - | - | - | - | 126 | - | - | - | - | - | - | - | - | - | - | - | 17 | - | 81 | 224 |
| WHITTIER | - | 18 | - | - | 242 | - | - | 11 | - | 14 | - | 1 | 1 | - | 10 | 8 | 86 | - | - | 391 |
| TOTAL | | 74 | 73 | 69 | 74 | 376 | 74 | 56 | 526 | 83 | 447 | 24 | 203 | 281 | 83 | 224 | 42 | 222 | 391 | 3,170 |

Monthly Port Traffic

Alaska Marine Highway System, Annual Traffic Volume Report • 2016

The data in the traffic tables is generated by the AMHS Reservations Management System (RMSIII) through a standard reporting process through April 30, 2016, and generated by the Carus Reservations System (CarRes) after May 1, 2016. The following is a brief explanation of the terms used and a description of the reports.

A “passenger” is any individual who got on or off the vessel, including drivers, infants, partial-fare travelers, and anyone traveling on a pass.

A “vehicle” is any passenger or cargo conveyance transported on the vessel, including construction equipment, container vans, motorcycles, unaccompanied cars shipped by dealers, and employee cars traveling on a space available basis. The vehicle count is not related to size; i.e. a 40-foot van is counted as one vehicle, as is a 15-foot compact car.

The count of passengers, vehicles and cabins is derived from reservation information for specific vessels. A traveler who must transfer vessels to reach a destination or who is traveling on vacation and stopping to visit several communities is counted more than once. For example, a traveler from Pelican to Bellingham will show up in the passenger count as one who embarked at Pelican and disembarked at Juneau. This person will also be counted as one who embarked at Juneau and disembarked at Bellingham.

These tables provide the monthly total of embarking and disembarking passengers and vehicles by port. This summary gives an overview of seasonal travel trends, and allows the reader to easily identify the busiest and slowest ports and travel months. Information is provided for the total system by geographic area and by vessel.

Note that the quantity of passengers and vehicles embarking and disembarking in the regional charts presented on pages 32-35 do not match due to the fact that the *MV Kennicott* loads or off-loads passengers and vehicles in both the Southeast and Southwest regions. For example, when a passenger embarks in Ketchikan (Southeast) and disembarks at Whittier (Southwest), the actions are recorded and reported in the appropriate region.

Southeast Passengers

| PORT | JAN | FEB | MAR | APR | MAY | JUN | JUL | AUG | SEP | OCT | NOV | DEC | TOTAL |
|---------------------------------|--------------|--------------|---------------|---------------|---------------|---------------|---------------|---------------|---------------|---------------|---------------|---------------|----------------|
| EMBARKING PASSENGERS | | | | | | | | | | | | | |
| ANGOON | 159 | 95 | 527 | 208 | 173 | 337 | 158 | 229 | 171 | 162 | 232 | 337 | 2788 |
| ANNETTE BAY | 378 | 614 | 1,355 | 1,284 | 1,259 | 1,331 | 1,458 | 1,717 | 1,512 | 1,806 | 1,589 | 1,873 | 16,176 |
| BELLINGHAM | 606 | 478 | 703 | 807 | 928 | 1,549 | 1,533 | 1,321 | 575 | 422 | 406 | 509 | 9,837 |
| GUSTAVUS | 133 | 136 | 214 | 190 | 250 | 519 | 514 | 798 | 318 | 244 | 241 | 207 | 3,764 |
| HAINES | 1,223 | 1,100 | 1,546 | 1,485 | 2,901 | 3,620 | 5,526 | 4,842 | 2,956 | 1,976 | 1,991 | 1,264 | 30,430 |
| HOONAH | 266 | 305 | 301 | 339 | 214 | 270 | 299 | 444 | 281 | 573 | 538 | 488 | 4,318 |
| JUNEAU | 2,296 | 2,160 | 3,765 | 4,054 | 5,739 | 8,172 | 9,483 | 7,913 | 5,109 | 3,424 | 3,464 | 3,161 | 58,740 |
| KAKE | 137 | 54 | 192 | 115 | 84 | 157 | 119 | 141 | 50 | 114 | 173 | 178 | 1,514 |
| KETCHIKAN | 1,045 | 1,268 | 2,378 | 2,473 | 2,424 | 3,181 | 3,524 | 3,523 | 2,569 | 2,772 | 2,287 | 2,414 | 29,858 |
| PELICAN | 11 | 0 | 17 | 14 | 20 | 43 | 47 | 31 | 32 | 21 | 36 | 14 | 286 |
| PETERSBURG | 292 | 287 | 457 | 370 | 539 | 570 | 623 | 652 | 576 | 491 | 418 | 230 | 5,505 |
| PRINCE RUPERT | 122 | 91 | 287 | 527 | 824 | 1,281 | 1,392 | 1,084 | 378 | 274 | 160 | 90 | 6,510 |
| SITKA | 262 | 330 | 957 | 666 | 809 | 1,157 | 1,206 | 928 | 627 | 274 | 403 | 360 | 7,979 |
| SKAGWAY | 521 | 650 | 510 | 1,101 | 1,635 | 2,878 | 3,866 | 3,519 | 2,925 | 769 | 770 | 450 | 19,594 |
| TENAKEE | 69 | 20 | 72 | 112 | 64 | 71 | 111 | 150 | 119 | 118 | 148 | 135 | 1,189 |
| WRANGELL | 235 | 331 | 348 | 327 | 309 | 476 | 663 | 722 | 301 | 264 | 345 | 305 | 4,626 |
| YAKUTAT | - | - | 15 | 4 | 18 | 22 | 34 | 15 | 15 | - | - | - | 123 |
| GRAND TOTAL | 7,755 | 7,919 | 13,644 | 14,076 | 18,190 | 25,634 | 30,556 | 28,029 | 18,514 | 13,704 | 13,201 | 12,015 | 203,237 |
| DISSEMBARKING PASSENGERS | | | | | | | | | | | | | |
| ANGOON | 182 | 158 | 522 | 275 | 183 | 396 | 267 | 189 | 202 | 230 | 251 | 416 | 3,271 |
| ANNETTE BAY | 455 | 679 | 1,527 | 1,301 | 1,316 | 1,492 | 1,616 | 1,729 | 1,462 | 1,871 | 1,640 | 1,866 | 16,954 |
| BELLINGHAM | 385 | 381 | 283 | 523 | 912 | 1,053 | 1,097 | 1,121 | 826 | 516 | 414 | 374 | 7,885 |
| GUSTAVUS | 134 | 108 | 234 | 277 | 375 | 613 | 579 | 922 | 219 | 203 | 238 | 209 | 4,111 |
| HAINES | 1,134 | 1,194 | 1,646 | 1,633 | 3,153 | 4,045 | 5,676 | 3,951 | 2,391 | 1,650 | 1,727 | 1,459 | 29,659 |
| HOONAH | 294 | 311 | 397 | 438 | 236 | 298 | 281 | 407 | 210 | 641 | 564 | 425 | 4,502 |
| JUNEAU | 2,561 | 2,225 | 3,717 | 3,882 | 5,382 | 7,612 | 9,488 | 8,135 | 5,794 | 3,428 | 3,793 | 3,177 | 59,194 |
| KAKE | 164 | 92 | 187 | 116 | 102 | 226 | 84 | 169 | 90 | 101 | 190 | 151 | 1,672 |
| KETCHIKAN | 981 | 1,246 | 2,342 | 2,684 | 2,529 | 3,153 | 3,272 | 3,521 | 2,262 | 2,650 | 2,276 | 2,306 | 29,222 |
| PELICAN | 27 | - | 25 | 28 | 36 | 68 | 50 | 24 | 32 | 17 | 27 | 9 | 343 |
| PETERSBURG | 234 | 278 | 467 | 431 | 717 | 606 | 673 | 709 | 483 | 485 | 382 | 322 | 5,787 |
| PRINCE RUPERT | 72 | 66 | 120 | 149 | 369 | 943 | 1,553 | 1,529 | 942 | 458 | 128 | 99 | 6,428 |
| SITKA | 323 | 315 | 879 | 554 | 881 | 1,270 | 1,085 | 1,081 | 489 | 296 | 324 | 330 | 7,827 |
| SKAGWAY | 552 | 522 | 756 | 1,361 | 1,691 | 3,120 | 3,968 | 3,722 | 2,694 | 731 | 676 | 432 | 20,225 |
| TENAKEE | 37 | 23 | 83 | 119 | 77 | 92 | 179 | 116 | 123 | 107 | 168 | 116 | 1,240 |
| WRANGELL | 219 | 321 | 444 | 317 | 354 | 657 | 622 | 601 | 280 | 320 | 403 | 324 | 4,862 |
| YAKUTAT | - | - | 24 | 19 | 43 | 26 | 35 | 20 | 25 | - | - | - | 192 |
| GRAND TOTAL | 7,754 | 7,919 | 13,653 | 14,107 | 18,356 | 25,670 | 30,525 | 27,946 | 18,524 | 13,704 | 13,201 | 12,015 | 203,374 |

Southeast Vehicles

| PORT | JAN | FEB | MAR | APR | MAY | JUN | JUL | AUG | SEP | OCT | NOV | DEC | TOTAL |
|-------------------------------|--------------|--------------|--------------|--------------|--------------|--------------|---------------|--------------|--------------|--------------|--------------|--------------|---------------|
| EMBARKING VEHICLES | | | | | | | | | | | | | |
| ANGOON | 18 | 27 | 117 | 42 | 42 | 115 | 63 | 68 | 52 | 59 | 60 | 63 | 726 |
| ANNETTE BAY | 140 | 208 | 479 | 446 | 394 | 433 | 440 | 449 | 452 | 469 | 451 | 519 | 4,880 |
| BELLINGHAM | 363 | 281 | 346 | 441 | 571 | 696 | 665 | 519 | 325 | 319 | 327 | 397 | 5,250 |
| GUSTAVUS | 48 | 61 | 103 | 117 | 144 | 145 | 150 | 185 | 159 | 123 | 109 | 77 | 1,421 |
| HAINES | 386 | 433 | 551 | 643 | 1,233 | 1,575 | 2,022 | 1,987 | 1,339 | 938 | 663 | 541 | 12,311 |
| HOONAH | 108 | 124 | 152 | 176 | 137 | 133 | 104 | 165 | 125 | 233 | 235 | 155 | 1,847 |
| JUNEAU | 764 | 784 | 1,255 | 1,496 | 2,205 | 2,476 | 2,741 | 2,604 | 2,058 | 1,473 | 1,224 | 1129 | 20,209 |
| KAKE | 18 | 18 | 42 | 26 | 24 | 41 | 37 | 36 | 24 | 66 | 32 | 33 | 397 |
| KETCHIKAN | 366 | 413 | 760 | 723 | 915 | 1,064 | 1,164 | 1,204 | 1,008 | 970 | 762 | 756 | 10,105 |
| PELICAN | 4 | - | 2 | 3 | 12 | 11 | 8 | 11 | 7 | 9 | 7 | 3 | 77 |
| PETERSBURG | 82 | 83 | 149 | 115 | 168 | 243 | 245 | 272 | 206 | 173 | 132 | 90 | 1,958 |
| PRINCE RUPERT | 64 | 58 | 168 | 311 | 477 | 587 | 620 | 527 | 207 | 197 | 156 | 69 | 3,441 |
| SITKA | 113 | 127 | 259 | 201 | 310 | 407 | 415 | 343 | 261 | 171 | 207 | 120 | 2,934 |
| SKAGWAY | 138 | 216 | 198 | 390 | 684 | 1,045 | 1,149 | 1,054 | 801 | 317 | 203 | 121 | 6,316 |
| TENAKEE | - | - | - | 0 | 10 | 14 | 19 | 27 | 17 | 17 | 23 | 12 | 139 |
| WRANGELL | 64 | 86 | 117 | 110 | 146 | 186 | 222 | 251 | 146 | 135 | 130 | 80 | 1,673 |
| YAKUTAT | - | - | 7 | 7 | 17 | 9 | 19 | 16 | 28 | - | - | - | 103 |
| GRAND TOTAL | 2,676 | 2,919 | 4,705 | 5,247 | 7,489 | 9,180 | 10,083 | 9,718 | 7,215 | 5,669 | 4,721 | 4,165 | 73,787 |
| DISSEMBARKING VEHICLES | | | | | | | | | | | | | |
| ANGOON | 24 | 34 | 114 | 53 | 48 | 99 | 95 | 60 | 53 | 59 | 55 | 73 | 767 |
| ANNETTE BAY | 157 | 224 | 487 | 438 | 411 | 437 | 460 | 470 | 426 | 517 | 460 | 504 | 4,991 |
| BELLINGHAM | 218 | 224 | 179 | 290 | 574 | 571 | 553 | 623 | 533 | 421 | 320 | 285 | 4,791 |
| GUSTAVUS | 52 | 60 | 119 | 155 | 191 | 172 | 152 | 202 | 130 | 112 | 111 | 88 | 1,544 |
| HAINES | 374 | 428 | 604 | 701 | 1,317 | 1,668 | 1,955 | 1,703 | 1,142 | 738 | 637 | 629 | 11,896 |
| HOONAH | 125 | 119 | 185 | 196 | 160 | 152 | 119 | 155 | 103 | 239 | 218 | 155 | 1,926 |
| JUNEAU | 930 | 805 | 1,304 | 1,477 | 2,037 | 2,476 | 2,656 | 2,394 | 1,910 | 1,505 | 1,350 | 1,058 | 19,902 |
| KAKE | 24 | 16 | 44 | 26 | 44 | 40 | 28 | 29 | 39 | 45 | 33 | 36 | 404 |
| KETCHIKAN | 362 | 426 | 825 | 888 | 1,034 | 1,252 | 1,219 | 1,153 | 800 | 854 | 753 | 725 | 10,291 |
| PELICAN | 3 | - | 4 | 8 | 12 | 13 | 7 | 9 | 9 | 10 | 6 | 2 | 83 |
| PETERSBURG | 89 | 101 | 158 | 149 | 261 | 222 | 234 | 233 | 148 | 163 | 133 | 107 | 1,998 |
| PRINCE RUPERT | 46 | 41 | 58 | 70 | 209 | 374 | 682 | 750 | 581 | 349 | 108 | 60 | 3,328 |
| SITKA | 131 | 156 | 245 | 211 | 397 | 451 | 382 | 383 | 211 | 226 | 197 | 211 | 3,201 |
| SKAGWAY | 145 | 187 | 236 | 433 | 617 | 1,003 | 1,267 | 1,324 | 971 | 310 | 171 | 130 | 6,794 |
| TENAKEE | - | - | - | 0 | 16 | 20 | 36 | 30 | 17 | 15 | 33 | 8 | 175 |
| WRANGELL | 61 | 98 | 135 | 118 | 183 | 237 | 208 | 194 | 106 | 106 | 136 | 94 | 1,676 |
| YAKUTAT | - | - | 23 | 25 | 46 | 14 | 18 | 18 | 35 | - | - | - | 179 |
| GRAND TOTAL | 2,741 | 2,919 | 4,720 | 5,238 | 7,557 | 9,201 | 10,071 | 9,730 | 7,214 | 5,669 | 4,721 | 4,165 | 73,946 |

Southwest Passengers

| PORT | JAN | FEB | MAR | APR | MAY | JUN | JUL | AUG | SEP | OCT | NOV | DEC | TOTAL |
|---------------------------------|--------------|--------------|--------------|--------------|--------------|--------------|--------------|--------------|--------------|--------------|--------------|--------------|---------------|
| EMBARKING PASSENGERS | | | | | | | | | | | | | |
| AKUTAN | - | - | - | - | - | 69 | 44 | 51 | 46 | - | - | - | 210 |
| CHENEGA BAY | 2 | - | 14 | - | 16 | 13 | 15 | 25 | 10 | - | - | - | 95 |
| CHIGNIK | - | - | - | - | - | 32 | 43 | 37 | 36 | - | - | - | 148 |
| COLD BAY | - | - | - | - | - | 45 | 41 | 28 | 16 | - | - | - | 130 |
| CORDOVA | 490 | 456 | 629 | 649 | 637 | 656 | 1,049 | 1,128 | 1,018 | 783 | 491 | 492 | 8,478 |
| DUTCH HARBOR | - | - | - | - | - | 145 | 121 | 91 | 69 | - | - | - | 426 |
| FALSE PASS | - | - | - | - | - | 10 | 2 | 11 | 6 | - | - | - | 29 |
| HOMER | 368 | 686 | 444 | 479 | 829 | 1,498 | 1,377 | 1,515 | 1,222 | 866 | 630 | 519 | 10,433 |
| KING COVE | - | - | - | - | - | 102 | 95 | 106 | 83 | - | - | - | 386 |
| KODIAK | 292 | 668 | 337 | 415 | 886 | 1,124 | 1,052 | 1,298 | 1,086 | 694 | 678 | 541 | 9,071 |
| OLD HARBOR | - | - | - | - | - | 4 | - | 8 | - | - | - | - | 12 |
| OUZINKIE | 66 | 107 | 52 | 49 | 3 | 28 | 41 | 47 | 56 | 79 | 112 | 176 | 816 |
| PORT LIONS | 52 | 83 | 51 | 80 | 24 | 81 | 77 | 76 | 46 | 104 | 148 | 146 | 968 |
| SAND POINT | - | - | - | - | - | 83 | 41 | 69 | 70 | - | - | - | 263 |
| SELDOVIA | 111 | 120 | 147 | 126 | 72 | 287 | 319 | 308 | 269 | 220 | 155 | 142 | 2,276 |
| TATITLEK | 1 | 6 | - | 6 | 69 | 3 | 3 | 10 | - | - | - | - | 98 |
| VALDEZ | 99 | 336 | 231 | 213 | 407 | 1,285 | 1,722 | 1,570 | 775 | 249 | 117 | 8 | 7,012 |
| WHITTIER | 461 | 469 | 656 | 774 | 1,691 | 2,045 | 2,498 | 2,564 | 1,364 | 546 | 430 | 456 | 13,954 |
| GRAND TOTAL | 1,942 | 2,931 | 2,561 | 2,791 | 4,634 | 7,510 | 8,540 | 8,942 | 6,172 | 3,541 | 2,761 | 2,480 | 54,805 |
| DISSEMBARKING PASSENGERS | | | | | | | | | | | | | |
| AKUTAN | - | - | - | - | - | 77 | 48 | 36 | 45 | - | - | - | 206 |
| CHENEGA BAY | 9 | 8 | 1 | 9 | 25 | 14 | 15 | 24 | 14 | - | - | - | 119 |
| CHIGNIK | - | - | - | - | - | 90 | 12 | 22 | 9 | - | - | - | 133 |
| COLD BAY | - | - | - | - | - | 53 | 51 | 48 | 19 | - | - | - | 171 |
| CORDOVA | 474 | 476 | 660 | 741 | 1,052 | 802 | 896 | 961 | 829 | 687 | 538 | 464 | 8,580 |
| DUTCH HARBOR | - | - | - | - | - | 211 | 136 | 158 | 82 | - | - | - | 587 |
| FALSE PASS | - | - | - | - | - | 8 | 11 | 4 | 7 | - | - | - | 30 |
| HOMER | 363 | 613 | 387 | 422 | 764 | 1,293 | 1,346 | 1,639 | 1,312 | 815 | 749 | 460 | 10,163 |
| KING COVE | - | - | - | - | - | 103 | 69 | 95 | 91 | - | - | - | 358 |
| KODIAK | 364 | 620 | 351 | 443 | 849 | 1,115 | 1,227 | 1,271 | 973 | 744 | 568 | 539 | 9,064 |
| OLD HARBOR | - | - | - | - | - | - | 3 | - | 9 | - | - | - | 12 |
| OUZINKIE | 40 | 126 | 55 | 43 | 6 | 44 | 34 | 42 | 46 | 95 | 103 | 179 | 813 |
| PORT LIONS | 36 | 92 | 54 | 85 | 27 | 81 | 77 | 62 | 52 | 140 | 145 | 158 | 1,009 |
| SAND POINT | - | - | - | - | - | 90 | 48 | 59 | 65 | - | - | - | 262 |
| SELDOVIA | 87 | 213 | 176 | 161 | 159 | 355 | 241 | 302 | 289 | 169 | 158 | 188 | 2,498 |
| TATITLEK | 2 | 5 | 17 | 1 | 68 | - | 3 | 10 | - | - | - | - | 106 |
| VALDEZ | 75 | 311 | 194 | 181 | 326 | 1,079 | 1,334 | 1,415 | 609 | 233 | 119 | 19 | 5,895 |
| WHITTIER | 493 | 467 | 657 | 674 | 1,192 | 2,059 | 3,020 | 2,877 | 1,711 | 658 | 381 | 473 | 14,662 |
| GRAND TOTAL | 1,943 | 2,931 | 2,552 | 2,760 | 4,468 | 7,474 | 8,571 | 9,025 | 6,162 | 3,541 | 2,761 | 2,480 | 54,668 |

Southwest Vehicles

| PORT | JAN | FEB | MAR | APR | MAY | JUN | JUL | AUG | SEP | OCT | NOV | DEC | TOTAL |
|------------------------------|------------|------------|--------------|--------------|--------------|--------------|--------------|--------------|--------------|--------------|--------------|--------------|---------------|
| EMBARKING VEHICLES | | | | | | | | | | | | | |
| AKUTAN | - | - | - | - | - | 6 | 2 | 1 | 2 | - | - | - | 11 |
| CHENEGA BAY | 2 | - | 5 | 2 | 11 | 10 | 4 | 9 | 10 | - | - | - | 53 |
| CHIGNIK | - | - | - | - | - | 7 | 5 | 11 | 7 | - | - | - | 30 |
| COLD BAY | - | - | - | - | - | 28 | 9 | 12 | 14 | - | - | - | 63 |
| CORDOVA | 188 | 189 | 266 | 297 | 367 | 410 | 465 | 532 | 531 | 403 | 215 | 289 | 4,152 |
| DUTCH HARBOR | - | - | - | - | - | 20 | 7 | 7 | 10 | - | - | - | 44 |
| FALSE PASS | - | - | - | - | - | 6 | 1 | 3 | 4 | - | - | - | 14 |
| HOMER | 299 | 244 | 267 | 316 | 473 | 790 | 666 | 657 | 570 | 503 | 392 | 301 | 5,478 |
| KING COVE | - | - | - | - | - | 35 | 18 | 22 | 15 | - | - | - | 90 |
| KODIAK | 157 | 212 | 184 | 209 | 484 | 574 | 424 | 541 | 462 | 303 | 319 | 265 | 4,134 |
| OLD HARBOR | - | - | - | - | - | 3 | - | 3 | - | - | - | - | 6 |
| OUZINKIE | 15 | 25 | 11 | 14 | - | 7 | 7 | 8 | 17 | 16 | 23 | 36 | 179 |
| PORT LIONS | 19 | 26 | 30 | 32 | 4 | 44 | 36 | 49 | 27 | 52 | 72 | 63 | 454 |
| SAND POINT | - | - | - | - | - | 28 | 12 | 12 | 9 | - | - | - | 61 |
| SELDOVIA | 60 | 57 | 95 | 97 | 56 | 165 | 175 | 189 | 147 | 143 | 107 | 95 | 1,386 |
| TATITLEK | 2 | - | 1 | 1 | 15 | 1 | 4 | 2 | - | - | - | - | 26 |
| VALDEZ | 25 | 43 | 51 | 73 | 188 | 468 | 529 | 495 | 291 | 91 | 31 | 4 | 2,289 |
| WHITTIER | 186 | 198 | 381 | 511 | 898 | 935 | 1,008 | 1,100 | 700 | 317 | 229 | 249 | 6,712 |
| GRAND TOTAL | 953 | 994 | 1,291 | 1,552 | 2,496 | 3,537 | 3,372 | 3,653 | 2,816 | 1,828 | 1,388 | 1,302 | 25,182 |
| DISEMBARKING VEHICLES | | | | | | | | | | | | | |
| AKUTAN | - | - | - | - | - | 2 | 1 | - | - | - | - | - | 3 |
| CHENEGA BAY | 4 | 2 | 2 | 5 | 14 | 8 | 10 | 10 | 9 | - | - | - | 64 |
| CHIGNIK | - | - | - | - | - | 31 | 3 | 2 | 5 | - | - | - | 41 |
| COLD BAY | - | - | - | - | - | 27 | 21 | 21 | 13 | - | - | - | 82 |
| CORDOVA | 190 | 197 | 300 | 402 | 555 | 396 | 414 | 499 | 407 | 344 | 252 | 253 | 4,209 |
| DUTCH HARBOR | - | - | - | - | - | 14 | 10 | 10 | 12 | - | - | - | 46 |
| FALSE PASS | - | - | - | - | - | 9 | 2 | 7 | 4 | - | - | - | 22 |
| HOMER | 219 | 222 | 243 | 234 | 443 | 686 | 554 | 731 | 576 | 440 | 424 | 300 | 5,072 |
| KING COVE | - | - | - | - | - | 43 | 13 | 33 | 28 | - | - | - | 117 |
| KODIAK | 187 | 204 | 230 | 277 | 465 | 586 | 579 | 491 | 435 | 373 | 283 | 229 | 4,339 |
| OLD HARBOR | - | - | - | - | - | - | 4 | 3 | 7 | - | - | - | 14 |
| OUZINKIE | 8 | 33 | 12 | 14 | 2 | 10 | 5 | 8 | 16 | 17 | 19 | 43 | 187 |
| PORT LIONS | 17 | 33 | 27 | 34 | 19 | 47 | 37 | 42 | 30 | 65 | 73 | 71 | 495 |
| SAND POINT | - | - | - | - | - | 38 | 15 | 15 | 13 | - | - | - | 81 |
| SELDOVIA | 54 | 72 | 91 | 109 | 122 | 238 | 150 | 158 | 150 | 122 | 114 | 117 | 1,497 |
| TATITLEK | 1 | 1 | 2 | 1 | 14 | 1 | 3 | 2 | - | - | - | - | 25 |
| VALDEZ | 21 | 36 | 41 | 49 | 129 | 412 | 451 | 480 | 226 | 89 | 33 | 14 | 1,981 |
| WHITTIER | 187 | 194 | 328 | 436 | 665 | 968 | 1,112 | 1,129 | 886 | 378 | 190 | 275 | 6,748 |
| GRAND TOTAL | 888 | 994 | 1,276 | 1,561 | 2,428 | 3,516 | 3,384 | 3,641 | 2,817 | 1,828 | 1,388 | 1,302 | 25,023 |

Aurora Passengers

| PORT | JAN | FEB | MAR | APR | MAY | JUN | JUL | AUG | SEP | OCT | NOV | DEC | TOTAL |
|---------------------------------|--------------|--------------|--------------|--------------|--------------|--------------|--------------|--------------|--------------|----------|------------|--------------|---------------|
| EMBARKING PASSENGERS | | | | | | | | | | | | | |
| ANGOON | - | - | - | - | - | - | - | - | - | - | - | 337 | 337 |
| CHENGA BAY | 2 | - | - | - | - | - | - | - | - | - | - | - | 2 |
| CORDOVA | 490 | 456 | 629 | 649 | 637 | 656 | 1,049 | 1,128 | 518 | - | - | - | 6,212 |
| GUSTAVUS | - | - | - | - | - | - | - | - | - | - | 45 | 207 | 252 |
| HAINES | - | - | - | - | - | - | - | - | - | - | - | 612 | 612 |
| HOONAH | - | - | - | - | - | - | - | - | - | - | 39 | 321 | 360 |
| JUNEAU | - | - | - | - | - | - | - | - | - | - | 46 | 1,893 | 1,939 |
| KAKE | - | - | - | - | - | - | - | - | - | - | - | 7 | 7 |
| PELICAN | - | - | - | - | - | - | - | - | - | - | - | 14 | 14 |
| SKAGWAY | - | - | - | - | - | - | - | - | - | - | - | 340 | 340 |
| TATITLEK | 1 | 6 | - | 6 | 69 | 3 | 3 | 10 | - | - | - | - | 98 |
| TENAKEE | - | - | - | - | - | - | - | - | - | - | - | 135 | 135 |
| VALDEZ | 99 | 336 | 231 | 213 | 407 | 1,285 | 1,722 | 1,570 | 573 | - | - | - | 6,436 |
| WHITTIER | 461 | 469 | 566 | 621 | 1,146 | 1,724 | 2,125 | 2,221 | 737 | - | - | 2 | 10,072 |
| GRAND TOTAL | 1,053 | 1,267 | 1,426 | 1,489 | 2,259 | 3,668 | 4,899 | 4,929 | 1,828 | - | 130 | 3,868 | 26,816 |
| DISSEMBARKING PASSENGERS | | | | | | | | | | | | | |
| ANGOON | - | - | - | - | - | - | - | - | - | - | - | 416 | 416 |
| CHENEGA BAY | 9 | 8 | 1 | - | - | - | - | - | - | - | - | - | 18 |
| CORDOVA | 474 | 476 | 660 | 741 | 1,052 | 802 | 896 | 961 | 420 | - | - | 2 | 6,484 |
| GUSTAVUS | - | - | - | - | - | - | - | - | - | - | 33 | 209 | 242 |
| HAINES | - | - | - | - | - | - | - | - | - | - | - | 668 | 668 |
| HOONAH | - | - | - | - | - | - | - | - | - | - | 30 | 265 | 295 |
| JUNEAU | - | - | - | - | - | - | - | - | - | - | 67 | 1,806 | 1,873 |
| KAKE | - | - | - | - | - | - | - | - | - | - | - | 47 | 47 |
| PELICAN | - | - | - | - | - | - | - | - | - | - | - | 9 | 9 |
| SKAGWAY | - | - | - | - | - | - | - | - | - | - | - | 330 | 330 |
| TATITLEK | 2 | 5 | 17 | 1 | 68 | - | 3 | 10 | - | - | - | - | 106 |
| TENAKEE | - | - | - | - | - | - | - | - | - | - | - | 116 | 116 |
| VALDEZ | 75 | 311 | 194 | 181 | 326 | 1,079 | 1,334 | 1,415 | 389 | - | - | - | 5,304 |
| WHITTIER | 493 | 467 | 554 | 566 | 813 | 1,787 | 2,666 | 2,543 | 1,019 | - | - | - | 10,908 |
| GRAND TOTAL | 1,053 | 1,267 | 1,426 | 1,489 | 2,259 | 3,668 | 4,899 | 4,929 | 1,828 | - | 130 | 3,868 | 26,816 |

Aurora Vehicles

| PORT | JAN | FEB | MAR | APR | MAY | JUN | JUL | AUG | SEP | OCT | NOV | DEC | TOTAL |
|------------------------------|------------|------------|------------|------------|--------------|--------------|--------------|--------------|------------|----------|-----------|--------------|---------------|
| EMBARKING VEHICLES | | | | | | | | | | | | | |
| ANGOON | - | - | - | - | - | - | - | - | - | - | - | 63 | 63 |
| CHENEGA BAY | 2 | - | - | - | - | - | - | - | - | - | - | - | 2 |
| CORDOVA | 188 | 189 | 266 | 297 | 367 | 410 | 465 | 532 | 263 | - | - | - | 2,977 |
| GUSTAVUS | - | - | - | - | - | - | - | - | - | - | 12 | 77 | 89 |
| HAINES | - | - | - | - | - | - | - | - | - | - | - | 240 | 240 |
| HOONAH | - | - | - | - | - | - | - | - | - | - | 23 | 105 | 128 |
| JUNEAU | - | - | - | - | - | - | - | - | - | - | 34 | 582 | 616 |
| KAKE | - | - | - | - | - | - | - | - | - | - | - | 1 | 1 |
| PELICAN | - | - | - | - | - | - | - | - | - | - | - | 3 | 3 |
| SKAGWAY | - | - | - | - | - | - | - | - | - | - | - | 84 | 84 |
| TATITLEK | 2 | - | 1 | 1 | 15 | 1 | 4 | 2 | - | - | - | - | 26 |
| TENAKEE | - | - | - | - | - | - | - | - | - | - | - | 12 | 12 |
| VALDEZ | 25 | 43 | 51 | 73 | 188 | 468 | 529 | 495 | 217 | - | - | - | 2,089 |
| WHITTIER | 186 | 198 | 297 | 374 | 569 | 744 | 825 | 934 | 335 | - | - | 1 | 4,463 |
| GRAND TOTAL | 403 | 430 | 615 | 745 | 1,139 | 1,623 | 1,823 | 1,963 | 815 | - | 69 | 1,168 | 10,793 |
| DISEMBARKING VEHICLES | | | | | | | | | | | | | |
| ANGOON | - | - | - | - | - | - | - | - | - | - | - | 73 | 73 |
| CHENEGA BAY | 4 | 2 | 2 | - | - | - | - | - | - | - | - | - | 8 |
| CORDOVA | 190 | 197 | 300 | 402 | 555 | 396 | 414 | 499 | 211 | - | - | 1 | 3,165 |
| GUSTAVUS | - | - | - | - | - | - | - | - | - | - | 25 | 88 | 113 |
| HAINES | - | - | - | - | - | - | - | - | - | - | - | 244 | 244 |
| HOONAH | - | - | - | - | - | - | - | - | - | - | 9 | 110 | 119 |
| JUNEAU | - | - | - | - | - | - | - | - | - | - | 35 | 534 | 569 |
| KAKE | - | - | - | - | - | - | - | - | - | - | - | 8 | 8 |
| PELICAN | - | - | - | - | - | - | - | - | - | - | - | 2 | 2 |
| SKAGWAY | - | - | - | - | - | - | - | - | - | - | - | 100 | 100 |
| TATITLEK | 1 | 1 | 2 | 1 | 14 | 1 | 3 | 2 | - | - | - | - | 25 |
| TENAKEE | - | - | - | - | - | - | - | - | - | - | - | 8 | 8 |
| VALDEZ | 21 | 36 | 41 | 49 | 129 | 412 | 451 | 480 | 154 | - | - | - | 1,773 |
| WHITTIER | 187 | 194 | 270 | 293 | 441 | 814 | 955 | 982 | 450 | - | - | - | 4,586 |
| GRAND TOTAL | 403 | 430 | 615 | 745 | 1,139 | 1,623 | 1,823 | 1,963 | 815 | - | 69 | 1,168 | 10,793 |

Columbia Passengers

| PORT | JAN | FEB | MAR | APR | MAY | JUN | JUL | AUG | SEP | OCT | NOV | DEC | TOTAL |
|--------------------------------|-----|-----|-----|-----|-----|--------------|--------------|--------------|--------------|-----|-----|-----|---------------|
| EMBARKING PASSENGERS | | | | | | | | | | | | | |
| BELLINGHAM | - | - | - | - | - | 895 | 1,097 | 1,023 | 385 | - | - | - | 3,400 |
| HAINES | - | - | - | - | - | 901 | 930 | 1,090 | 603 | - | - | - | 3,524 |
| JUNEAU | - | - | - | - | - | 1,140 | 825 | 849 | 438 | - | - | - | 3,252 |
| KETCHIKAN | - | - | - | - | - | 632 | 511 | 575 | 358 | - | - | - | 2,076 |
| PETERSBURG | - | - | - | - | - | 208 | 191 | 222 | 155 | - | - | - | 776 |
| SITKA | - | - | - | - | - | 99 | 131 | 125 | 64 | - | - | - | 419 |
| SKAGWAY | - | - | - | - | - | 575 | 731 | 667 | 347 | - | - | - | 2,320 |
| WRANGELL | - | - | - | - | - | 121 | 158 | 226 | 71 | - | - | - | 576 |
| GRAND TOTAL | - | - | - | - | - | 4,571 | 4,574 | 4,777 | 2,421 | - | - | - | 16,343 |
| DISEMBARKING PASSENGERS | | | | | | | | | | | | | |
| BELLINGHAM | - | - | - | - | - | 699 | 718 | 875 | 555 | - | - | - | 2,847 |
| HAINES | - | - | - | - | - | 1,032 | 999 | 896 | 432 | - | - | - | 3,359 |
| JUNEAU | - | - | - | - | - | 1,039 | 937 | 1,057 | 646 | - | - | - | 3,679 |
| KETCHIKAN | - | - | - | - | - | 362 | 529 | 474 | 165 | - | - | - | 1,530 |
| PETERSBURG | - | - | - | - | - | 173 | 174 | 185 | 84 | - | - | - | 616 |
| SITKA | - | - | - | - | - | 321 | 305 | 318 | 161 | - | - | - | 1,105 |
| SKAGWAY | - | - | - | - | - | 761 | 747 | 809 | 298 | - | - | - | 2,615 |
| WRANGELL | - | - | - | - | - | 184 | 165 | 163 | 80 | - | - | - | 592 |
| GRAND TOTAL | - | - | - | - | - | 4,571 | 4,574 | 4,777 | 2,421 | - | - | - | 16,343 |

Columbia Vehicles

| PORT | JAN | FEB | MAR | APR | MAY | JUN | JUL | AUG | SEP | OCT | NOV | DEC | TOTAL |
|------------------------------|-----|-----|-----|-----|-----|--------------|--------------|--------------|--------------|-----|-----|-----|--------------|
| EMBARKING VEHICLES | | | | | | | | | | | | | |
| BELLINGHAM | - | - | - | - | - | 389 | 485 | 373 | 197 | - | - | - | 1,444 |
| HAINES | - | - | - | - | - | 455 | 461 | 588 | 342 | - | - | - | 1,846 |
| JUNEAU | - | - | - | - | - | 412 | 310 | 350 | 240 | - | - | - | 1,312 |
| KETCHIKAN | - | - | - | - | - | 266 | 183 | 180 | 141 | - | - | - | 770 |
| PETERSBURG | - | - | - | - | - | 82 | 85 | 96 | 53 | - | - | - | 316 |
| SITKA | - | - | - | - | - | 55 | 63 | 63 | 55 | - | - | - | 236 |
| SKAGWAY | - | - | - | - | - | 284 | 272 | 247 | 117 | - | - | - | 920 |
| WRANGELL | - | - | - | - | - | 51 | 53 | 87 | 47 | - | - | - | 238 |
| GRAND TOTAL | - | - | - | - | - | 1,994 | 1,912 | 1,984 | 1,192 | - | - | - | 7,082 |
| DISEMBARKING VEHICLES | | | | | | | | | | | | | |
| BELLINGHAM | - | - | - | - | - | 376 | 353 | 464 | 365 | - | - | - | 1,558 |
| HAINES | - | - | - | - | - | 524 | 471 | 444 | 240 | - | - | - | 1,679 |
| JUNEAU | - | - | - | - | - | 379 | 337 | 309 | 225 | - | - | - | 1,250 |
| KETCHIKAN | - | - | - | - | - | 174 | 245 | 200 | 86 | - | - | - | 705 |
| PETERSBURG | - | - | - | - | - | 64 | 52 | 57 | 30 | - | - | - | 203 |
| SITKA | - | - | - | - | - | 159 | 120 | 129 | 93 | - | - | - | 501 |
| SKAGWAY | - | - | - | - | - | 253 | 291 | 335 | 121 | - | - | - | 1,000 |
| WRANGELL | - | - | - | - | - | 65 | 43 | 46 | 32 | - | - | - | 186 |
| GRAND TOTAL | - | - | - | - | - | 1,994 | 1,912 | 1,984 | 1,192 | - | - | - | 7,082 |

Fairweather Passengers

| PORT | JAN | FEB | MAR | APR | MAY | JUN | JUL | AUG | SEP | OCT | NOV | DEC | TOTAL |
|---------------------------------|-----|-----|-----|-----|-------|-------|-------|-------|-------|-------|-------|-----|--------|
| EMBARKING PASSENGERS | | | | | | | | | | | | | |
| ANGOON | - | - | - | - | - | 108 | - | - | - | - | - | - | 108 |
| CORDOVA | - | - | - | - | - | - | - | - | 500 | 783 | 491 | 492 | 2,266 |
| HAINES | - | - | - | - | 1,171 | 1,324 | 2,223 | 1,638 | 379 | - | - | - | 6,735 |
| JUNEAU | - | - | - | - | 1,748 | 2,568 | 3,888 | 2,553 | 1,481 | - | - | - | 12,238 |
| SITKA | - | - | - | - | 156 | 506 | 443 | 275 | 225 | - | - | - | 1,605 |
| SKAGWAY | - | - | - | - | 476 | 831 | 1,426 | 1,458 | 840 | - | - | - | 5,031 |
| VALDEZ | - | - | - | - | - | - | - | - | 202 | 249 | 117 | 8 | 576 |
| WHITTIER | - | - | - | - | - | - | - | - | 406 | 546 | 430 | 454 | 1,836 |
| GRAND TOTAL | - | - | - | - | 3,551 | 5,337 | 7,980 | 5,924 | 4,033 | 1,578 | 1,038 | 954 | 30,395 |
| DISSEMBARKING PASSENGERS | | | | | | | | | | | | | |
| ANGOON | - | - | - | - | - | 90 | - | - | - | - | - | - | 90 |
| CORDOVA | - | - | - | - | - | - | - | - | 409 | 687 | 538 | 462 | 2,096 |
| HAINES | - | - | - | - | 987 | 1,188 | 2,463 | 1,216 | 420 | - | - | - | 6,274 |
| JUNEAU | - | - | - | - | 1,736 | 2,592 | 3,839 | 2,975 | 1,352 | - | - | - | 12,494 |
| SITKA | - | - | - | - | 311 | 565 | 349 | 323 | 238 | - | - | - | 1,786 |
| SKAGWAY | - | - | - | - | 517 | 902 | 1,329 | 1,410 | 915 | - | - | - | 5,073 |
| VALDEZ | - | - | - | - | - | - | - | - | 220 | 233 | 119 | 19 | 591 |
| WHITTIER | - | - | - | - | - | - | - | - | 479 | 658 | 381 | 473 | 1,991 |
| GRAND TOTAL | - | - | - | - | 3,551 | 5,337 | 7,980 | 5,924 | 4,033 | 1,578 | 1,038 | 954 | 30,395 |

Fairweather Vehicles

| PORT | JAN | FEB | MAR | APR | MAY | JUN | JUL | AUG | SEP | OCT | NOV | DEC | TOTAL |
|-------------------------------|-----|-----|-----|-----|-------|-------|-------|-------|-------|-----|-----|-----|-------|
| EMBARKING VEHICLES | | | | | | | | | | | | | |
| ANGOON | - | - | - | - | - | 10 | - | - | - | - | - | - | 10 |
| CORDOVA | - | - | - | - | - | - | - | - | 268 | 403 | 215 | 289 | 1,175 |
| HAINES | - | - | - | - | 384 | 483 | 638 | 508 | 140 | - | - | - | 2,153 |
| JUNEAU | - | - | - | - | 527 | 746 | 1,012 | 765 | 446 | - | - | - | 3,496 |
| SITKA | - | - | - | - | 52 | 177 | 126 | 78 | 65 | - | - | - | 498 |
| SKAGWAY | - | - | - | - | 159 | 223 | 347 | 348 | 189 | - | - | - | 1,266 |
| VALDEZ | - | - | - | - | - | - | - | - | 74 | 91 | 31 | 4 | 200 |
| WHITTIER | - | - | - | - | - | - | - | - | 190 | 317 | 229 | 248 | 984 |
| GRAND TOTAL | - | - | - | - | 1,122 | 1,639 | 2,123 | 1,699 | 1,372 | 811 | 475 | 541 | 9,782 |
| DISSEMBARKING VEHICLES | | | | | | | | | | | | | |
| ANGOON | - | - | - | - | - | 12 | - | - | - | - | - | - | 12 |
| CORDOVA | - | - | - | - | - | - | - | - | 196 | 344 | 252 | 252 | 1,044 |
| HAINES | - | - | - | - | 338 | 402 | 672 | 456 | 161 | - | - | - | 2,029 |
| JUNEAU | - | - | - | - | 557 | 819 | 991 | 762 | 343 | - | - | - | 3,472 |
| SITKA | - | - | - | - | 92 | 143 | 102 | 113 | 68 | - | - | - | 518 |
| SKAGWAY | - | - | - | - | 135 | 263 | 358 | 368 | 268 | - | - | - | 1,392 |
| VALDEZ | - | - | - | - | - | - | - | - | 72 | 89 | 33 | 14 | 208 |
| WHITTIER | - | - | - | - | - | - | - | - | 264 | 378 | 190 | 275 | 1,107 |
| GRAND TOTAL | - | - | - | - | 1,122 | 1,639 | 2,123 | 1,699 | 1,372 | 811 | 475 | 541 | 9,782 |

Kennicott Passengers

| PORT | JAN | FEB | MAR | APR | MAY | JUN | JUL | AUG | SEP | OCT | NOV | DEC | TOTAL |
|---------------------------------|-----|-----|-------|-------|-------|-------|-------|-------|-------|-------|-------|-------|--------|
| EMBARKING PASSENGERS | | | | | | | | | | | | | |
| BELLINGHAM | - | - | - | - | 263 | 419 | 436 | 298 | 190 | 422 | 406 | 509 | 2,943 |
| CHENGA BAY | - | - | 14 | - | 16 | 13 | 15 | 25 | 10 | - | - | - | 93 |
| HAINES | - | 97 | 130 | - | - | - | - | - | - | 379 | 393 | 399 | 1,398 |
| HOMER | - | - | 207 | 479 | 569 | 401 | 423 | 372 | 305 | - | - | - | 2,756 |
| JUNEAU | - | 345 | 556 | 96 | 183 | 163 | 200 | 194 | 139 | 475 | 379 | 443 | 3,173 |
| KETCHIKAN | - | 74 | 458 | - | 82 | 112 | 168 | 116 | 87 | 407 | 397 | 301 | 2,202 |
| KODIAK | - | - | 182 | 415 | 621 | 439 | 363 | 518 | 372 | - | - | - | 2,910 |
| OUZINKE | - | - | 20 | 49 | 3 | - | - | - | - | - | - | - | 72 |
| PETERSBURG | - | 67 | 287 | - | - | - | - | - | - | 154 | 188 | 129 | 825 |
| PORT LIONS | - | - | 34 | 80 | 7 | - | - | - | - | - | - | - | 121 |
| PRINCE RUPERT | - | 33 | 123 | - | - | - | - | - | - | - | - | - | 156 |
| SELDOVIA | - | - | 37 | 126 | 48 | 37 | 39 | 38 | 40 | - | - | - | 365 |
| SITKA | - | 110 | 443 | - | - | - | - | - | - | 38 | 36 | 53 | 680 |
| SKAGWAY | - | 71 | 58 | - | - | - | - | - | - | 142 | 130 | 110 | 511 |
| WHITTIER | - | - | 90 | 153 | 545 | 321 | 373 | 343 | 221 | - | - | - | 2,046 |
| WRANGELL | - | 58 | 202 | - | - | - | - | - | - | 94 | 141 | 125 | 620 |
| YAKUTAT | - | - | 15 | 4 | 18 | 22 | 34 | 15 | 15 | - | - | - | 123 |
| GRAND TOTAL | - | 855 | 2,856 | 1,402 | 2,355 | 1,927 | 2,051 | 1,919 | 1,379 | 2,111 | 2,070 | 2,069 | 20,994 |
| DISSEMBARKING PASSENGERS | | | | | | | | | | | | | |
| BELLINGHAM | - | - | - | - | 445 | 354 | 379 | 246 | 271 | 516 | 414 | 374 | 2,999 |
| CHENGA BAY | - | - | - | 9 | 25 | 14 | 15 | 24 | 14 | - | - | - | 101 |
| HAINES | - | 169 | 244 | - | - | - | - | - | - | 481 | 403 | 498 | 1,795 |
| HOMER | - | - | 164 | 422 | 469 | 392 | 339 | 521 | 378 | - | - | - | 2,685 |
| JUNEAU | - | 272 | 561 | 112 | 151 | 230 | 238 | 154 | 81 | 406 | 441 | 566 | 3,212 |
| KETCHIKAN | - | 110 | 482 | - | 73 | 142 | 155 | 120 | 64 | 266 | 352 | 193 | 1,957 |
| KODIAK | - | - | 185 | 443 | 662 | 452 | 517 | 480 | 289 | - | - | - | 3,028 |
| OUZINKE | - | - | 26 | 43 | 6 | - | - | - | - | - | - | - | 75 |
| PETERSBURG | - | 52 | 248 | - | - | - | - | - | - | 103 | 122 | 106 | 631 |
| PORT LIONS | - | - | 30 | 85 | 4 | - | - | - | - | - | - | - | 119 |
| PRINCE RUPERT | - | 24 | 68 | - | - | - | - | - | - | - | - | - | 92 |
| SELDOVIA | - | - | 67 | 161 | 98 | 45 | 19 | 20 | 44 | - | - | - | 454 |
| SITKA | - | 83 | 405 | - | - | - | - | - | - | 73 | 95 | 95 | 751 |
| SKAGWAY | - | 56 | 26 | - | - | - | - | - | - | 152 | 65 | 102 | 401 |
| WHITTIER | - | - | 103 | 108 | 379 | 272 | 354 | 334 | 213 | - | - | - | 1,763 |
| WRANGELL | - | 89 | 223 | - | - | - | - | - | - | 114 | 178 | 135 | 739 |
| YAKUTAT | - | - | 24 | 19 | 43 | 26 | 35 | 20 | 25 | - | - | - | 192 |
| GRAND TOTAL | - | 855 | 2,856 | 1,402 | 2,355 | 1,927 | 2,051 | 1,919 | 1,379 | 2,111 | 2,070 | 2,069 | 20,994 |

Kennicott Vehicles

| PORT | JAN | FEB | MAR | APR | MAY | JUN | JUL | AUG | SEP | OCT | NOV | DEC | TOTAL |
|-------------------------------|-----|-----|-------|-----|-------|-------|-----|-----|-----|-------|-------|-------|--------|
| EMBARKING VEHICLES | | | | | | | | | | | | | |
| BELLINGHAM | - | - | - | - | 146 | 197 | 180 | 146 | 128 | 319 | 327 | 397 | 1,840 |
| CHENGA BAY | - | - | 5 | 2 | 11 | 10 | 4 | 9 | 10 | - | - | - | 51 |
| HAINES | - | 37 | 54 | - | - | - | - | - | - | 206 | 198 | 216 | 711 |
| HOMER | - | - | 151 | 316 | 324 | 252 | 229 | 182 | 145 | - | - | - | 1,599 |
| JUNEAU | - | 133 | 230 | 118 | 142 | 68 | 76 | 72 | 95 | 237 | 213 | 213 | 1,597 |
| KETCHIKAN | - | 40 | 107 | - | 34 | 28 | 72 | 47 | 41 | 187 | 163 | 133 | 852 |
| KODIAK | - | - | 102 | 209 | 369 | 246 | 155 | 197 | 154 | - | - | - | 1,432 |
| OUZINKE | - | - | 4 | 14 | - | - | - | - | - | - | - | - | 18 |
| PETERSBURG | - | 20 | 87 | - | - | - | - | - | - | 68 | 50 | 49 | 274 |
| PORT LIONS | - | - | 19 | 32 | - | - | - | - | - | - | - | - | 51 |
| PRINCE RUPERT | - | 23 | 82 | - | - | - | - | - | - | - | - | - | 105 |
| SELDOVIA | - | - | 38 | 97 | 45 | 35 | 31 | 38 | 33 | - | - | - | 317 |
| SITKA | - | 57 | 112 | - | - | - | - | - | - | 41 | 37 | 17 | 264 |
| SKAGWAY | - | 12 | 15 | - | - | - | - | - | - | 87 | 47 | 37 | 198 |
| WHITTIER | - | - | 84 | 137 | 329 | 191 | 183 | 166 | 175 | - | - | - | 1,265 |
| WRANGELL | - | 18 | 60 | - | - | - | - | - | - | 49 | 52 | 27 | 206 |
| YAKUTAT | - | - | 7 | 7 | 17 | 9 | 19 | 16 | 28 | - | - | - | 103 |
| GRAND TOTAL | - | 340 | 1,157 | 932 | 1,417 | 1,036 | 949 | 873 | 809 | 1,194 | 1,087 | 1,089 | 10,883 |
| DISSEMBARKING VEHICLES | | | | | | | | | | | | | |
| BELLINGHAM | - | - | - | - | 273 | 195 | 200 | 159 | 168 | 421 | 320 | 285 | 2,021 |
| CHENGA BAY | - | - | - | 5 | 14 | 8 | 10 | 10 | 9 | - | - | - | 56 |
| HAINES | - | 65 | 105 | - | - | - | - | - | - | 202 | 221 | 272 | 865 |
| HOMER | - | - | 116 | 234 | 316 | 211 | 148 | 207 | 158 | - | - | - | 1,390 |
| JUNEAU | - | 105 | 254 | 91 | 57 | 66 | 51 | 64 | 53 | 220 | 206 | 219 | 1,386 |
| KETCHIKAN | - | 42 | 133 | - | 31 | 48 | 66 | 52 | 35 | 134 | 140 | 118 | 799 |
| KODIAK | - | - | 146 | 277 | 387 | 284 | 274 | 200 | 131 | - | - | - | 1,699 |
| OUZINKE | - | - | 5 | 14 | 2 | - | - | - | - | - | - | - | 21 |
| PETERSBURG | - | 33 | 70 | - | - | - | - | - | - | 39 | 36 | 34 | 212 |
| PORT LIONS | - | - | 15 | 34 | 3 | - | - | - | - | - | - | - | 52 |
| PRINCE RUPERT | - | 14 | 28 | - | - | - | - | - | - | - | - | - | 42 |
| SELDOVIA | - | - | 48 | 109 | 64 | 56 | 25 | 16 | 48 | - | - | - | 366 |
| SITKA | - | 37 | 88 | - | - | - | - | - | - | 85 | 84 | 95 | 389 |
| SKAGWAY | - | 18 | 14 | - | - | - | - | - | - | 55 | 22 | 30 | 139 |
| WHITTIER | - | - | 58 | 143 | 224 | 154 | 157 | 147 | 172 | - | - | - | 1,055 |
| WRANGELL | - | 26 | 54 | - | - | - | - | - | - | 38 | 58 | 36 | 212 |
| YAKUTAT | - | - | 23 | 25 | 46 | 14 | 18 | 18 | 35 | - | - | - | 179 |
| GRAND TOTAL | - | 340 | 1,157 | 932 | 1,417 | 1,036 | 949 | 873 | 809 | 1,194 | 1,087 | 1,089 | 10,883 |

Please see page 31 for an interpretation of the information on this page.

LeConte Passengers

| PORT | JAN | FEB | MAR | APR | MAY | JUN | JUL | AUG | SEP | OCT | NOV | DEC | TOTAL |
|--------------------------------|--------------|--------------|--------------|--------------|--------------|--------------|--------------|--------------|--------------|--------------|--------------|----------|---------------|
| EMBARKING PASSENGERS | | | | | | | | | | | | | |
| ANGOON | 159 | 95 | 527 | 208 | 173 | 229 | 158 | 229 | 171 | 162 | 232 | - | 2,343 |
| GUSTAVUS | 96 | 96 | 214 | 190 | 250 | 519 | 514 | 798 | 318 | 244 | 196 | - | 3,435 |
| HAINES | 420 | 366 | 863 | 928 | 776 | 952 | 1,443 | 1,177 | 1,433 | 1,090 | 1,220 | - | 10,668 |
| HOONAH | 86 | 218 | 266 | 241 | 214 | 270 | 299 | 444 | 281 | 442 | 401 | - | 3,162 |
| JUNEAU | 707 | 808 | 2,069 | 2,140 | 2,036 | 2,684 | 2,956 | 2,677 | 2,117 | 2,026 | 2,198 | - | 22,418 |
| KAKE | - | 27 | 145 | - | - | - | - | - | - | - | - | - | 172 |
| PELICAN | 11 | - | 17 | 14 | 20 | 43 | 47 | 31 | 32 | 21 | 36 | - | 272 |
| SITKA | - | - | - | - | 382 | 355 | 373 | 289 | 67 | - | - | - | 1,466 |
| SKAGWAY | 185 | 231 | 298 | 722 | 588 | 952 | 1,180 | 902 | 1,128 | 583 | 564 | - | 7,333 |
| TENAKEE | 69 | 20 | 72 | 112 | 64 | 71 | 111 | 150 | 119 | 118 | 148 | - | 1,054 |
| GRAND TOTAL | 1,733 | 1,861 | 4,471 | 4,555 | 4,503 | 6,075 | 7,081 | 6,697 | 5,666 | 4,686 | 4,995 | - | 52,323 |
| DISEMBARKING PASSENGERS | | | | | | | | | | | | | |
| ANGOON | 182 | 158 | 522 | 275 | 183 | 306 | 267 | 189 | 202 | 230 | 251 | - | 2,765 |
| GUSTAVUS | 100 | 78 | 234 | 277 | 375 | 613 | 579 | 922 | 219 | 203 | 205 | - | 3,805 |
| HAINES | 233 | 352 | 807 | 800 | 1,078 | 1,176 | 1,449 | 1,192 | 1,130 | 904 | 944 | - | 10,065 |
| HOONAH | 77 | 163 | 299 | 289 | 236 | 298 | 281 | 407 | 210 | 525 | 427 | - | 3,212 |
| JUNEAU | 882 | 846 | 1,911 | 1,908 | 1,816 | 2,344 | 2,812 | 2,717 | 2,595 | 2,162 | 2,390 | - | 22,383 |
| KAKE | - | 50 | 130 | - | - | - | - | - | - | - | - | - | 180 |
| PELICAN | 27 | - | 25 | 28 | 36 | 68 | 50 | 24 | 32 | 17 | 27 | - | 334 |
| SKAGWAY | - | - | - | - | 142 | 194 | 245 | 295 | 9 | - | - | - | 885 |
| SITKA | 195 | 191 | 460 | 859 | 560 | 984 | 1,219 | 835 | 1,146 | 538 | 583 | - | 7,570 |
| TENAKEE | 37 | 23 | 83 | 119 | 77 | 92 | 179 | 116 | 123 | 107 | 168 | - | 1,124 |
| GRAND TOTAL | 1,733 | 1,861 | 4,471 | 4,555 | 4,503 | 6,075 | 7,081 | 6,697 | 5,666 | 4,686 | 4,995 | - | 52,323 |

LeConte Vehicles

| PORT | JAN | FEB | MAR | APR | MAY | JUN | JUL | AUG | SEP | OCT | NOV | DEC | TOTAL |
|------------------------------|------------|------------|--------------|--------------|--------------|--------------|--------------|--------------|--------------|--------------|--------------|----------|---------------|
| EMBARKING VEHICLES | | | | | | | | | | | | | |
| ANGOON | 18 | 27 | 117 | 42 | 42 | 105 | 63 | 68 | 52 | 59 | 60 | - | 653 |
| GUSTAVUS | 34 | 42 | 103 | 117 | 144 | 145 | 150 | 185 | 159 | 123 | 97 | - | 1,299 |
| HAINES | 123 | 112 | 275 | 367 | 347 | 396 | 487 | 452 | 568 | 493 | 331 | - | 3,951 |
| HOONAH | 35 | 91 | 132 | 139 | 137 | 133 | 104 | 165 | 125 | 173 | 175 | - | 1,409 |
| JUNEAU | 159 | 247 | 637 | 683 | 806 | 757 | 799 | 857 | 789 | 756 | 611 | - | 7,101 |
| KAKE | - | 9 | 31 | - | - | - | - | - | - | - | - | - | 40 |
| PELICAN | 4 | - | 2 | 3 | 12 | 11 | 8 | 11 | 7 | 9 | 7 | - | 74 |
| SITKA | - | - | - | - | 103 | 106 | 124 | 88 | 10 | - | - | - | 431 |
| SKAGWAY | 35 | 57 | 122 | 261 | 255 | 346 | 361 | 292 | 306 | 207 | 134 | - | 2,376 |
| TENAKEE | - | - | - | - | 10 | 14 | 19 | 27 | 17 | 17 | 23 | - | 127 |
| GRAND TOTAL | 408 | 585 | 1,419 | 1,612 | 1,856 | 2,013 | 2,115 | 2,145 | 2,033 | 1,836 | 1,438 | - | 17,461 |
| DISEMBARKING VEHICLES | | | | | | | | | | | | | |
| ANGOON | 24 | 34 | 114 | 53 | 48 | 87 | 95 | 60 | 53 | 59 | 55 | - | 682 |
| GUSTAVUS | 31 | 43 | 119 | 155 | 191 | 172 | 152 | 202 | 130 | 112 | 86 | - | 1,393 |
| HAINES | 62 | 99 | 253 | 318 | 393 | 431 | 483 | 494 | 507 | 369 | 256 | - | 3,665 |
| HOONAH | 37 | 77 | 155 | 138 | 160 | 152 | 119 | 155 | 103 | 185 | 165 | - | 1,446 |
| JUNEAU | 213 | 271 | 586 | 674 | 729 | 763 | 759 | 805 | 808 | 854 | 696 | - | 7,158 |
| KAKE | - | 11 | 30 | - | - | - | - | - | - | - | - | - | 41 |
| PELICAN | 3 | - | 4 | 8 | 12 | 13 | 7 | 9 | 9 | 10 | 6 | - | 81 |
| SKAGWAY | - | - | - | - | 57 | 61 | 84 | 94 | 7 | - | - | - | 303 |
| SITKA | 38 | 50 | 158 | 266 | 250 | 314 | 380 | 296 | 399 | 233 | 141 | - | 2,525 |
| TENAKEE | - | - | - | - | 16 | 20 | 36 | 30 | 17 | 15 | 33 | - | 167 |
| GRAND TOTAL | 408 | 585 | 1,419 | 1,612 | 1,856 | 2,013 | 2,115 | 2,145 | 2,033 | 1,837 | 1,438 | - | 17,461 |

Lituya Passengers

| PORT | JAN | FEB | MAR | APR | MAY | JUN | JUL | AUG | SEP | OCT | NOV | DEC | TOTAL |
|--------------------------------|-----|-------|-------|-------|-------|-------|-------|-------|-------|-------|-------|-------|--------|
| EMBARKING PASSENGERS | | | | | | | | | | | | | |
| ANNETTE BAY | 378 | 614 | 1,355 | 1,284 | 1,259 | 1,331 | 1,458 | 1,717 | 1,512 | 1,806 | 1,589 | 1,873 | 16,176 |
| KETCHIKAN | 455 | 679 | 1,527 | 1,301 | 1,316 | 1,492 | 1,616 | 1,729 | 1,462 | 1,871 | 1,640 | 1,866 | 16,954 |
| GRAND TOTAL | 833 | 1,293 | 2,882 | 2,585 | 2,575 | 2,823 | 3,074 | 3,446 | 2,974 | 3,677 | 3,229 | 3,738 | 33,130 |
| DISEMBARKING PASSENGERS | | | | | | | | | | | | | |
| ANNETTE BAY | 455 | 679 | 1,527 | 1,301 | 1,316 | 1,492 | 1,616 | 1,729 | 1,462 | 1,871 | 1,640 | 1,866 | 16,954 |
| KETCHIKAN | 378 | 614 | 1,355 | 1,284 | 1,259 | 1,331 | 1,458 | 1,717 | 1,512 | 1,806 | 1,589 | 1,873 | 16,176 |
| GRAND TOTAL | 833 | 1,293 | 2,882 | 2,585 | 2,575 | 2,823 | 3,074 | 3,446 | 2,974 | 3,677 | 3,229 | 3,738 | 33,130 |

Lituya Vehicles

| PORT | JAN | FEB | MAR | APR | MAY | JUN | JUL | AUG | SEP | OCT | NOV | DEC | TOTAL |
|------------------------------|-----|-----|-----|-----|-----|-----|-----|-----|-----|-----|-----|-------|-------|
| EMBARKING VEHICLES | | | | | | | | | | | | | |
| ANNETTE BAY | 140 | 208 | 479 | 446 | 394 | 433 | 440 | 449 | 452 | 469 | 451 | 519 | 4,880 |
| KETCHIKAN | 157 | 224 | 487 | 438 | 411 | 437 | 460 | 470 | 426 | 517 | 460 | 504 | 4,991 |
| GRAND TOTAL | 297 | 432 | 966 | 884 | 805 | 870 | 900 | 919 | 878 | 986 | 911 | 1,023 | 9,871 |
| DISEMBARKING VEHICLES | | | | | | | | | | | | | |
| ANNETTE BAY | 157 | 224 | 487 | 438 | 411 | 437 | 460 | 470 | 426 | 517 | 460 | 504 | 4,991 |
| KETCHIKAN | 140 | 208 | 479 | 446 | 394 | 433 | 440 | 449 | 452 | 469 | 451 | 519 | 4,880 |
| GRAND TOTAL | 297 | 432 | 966 | 884 | 805 | 870 | 900 | 919 | 878 | 986 | 911 | 1,023 | 9,871 |

Malaspina Passengers

| PORT | JAN | FEB | MAR | APR | MAY | JUN | JUL | AUG | SEP | OCT | NOV | DEC | TOTAL |
|--------------------------------|--------------|--------------|--------------|--------------|--------------|------------|----------|----------|----------|----------|----------|----------|---------------|
| EMBARKING PASSENGERS | | | | | | | | | | | | | |
| BELLINGHAM | 606 | 478 | 703 | 807 | 665 | 235 | - | - | - | - | - | - | 3,494 |
| HAINES | 422 | 560 | 407 | 315 | 644 | - | - | - | - | - | - | - | 2,348 |
| JUNEAU | 529 | 488 | 587 | 888 | 716 | - | - | - | - | - | - | - | 3,208 |
| KAKE | - | - | - | - | - | - | - | - | - | - | - | - | - |
| KETCHIKAN | 356 | 361 | 287 | 821 | 408 | - | - | - | - | - | - | - | 2,233 |
| PETERSBURG | 161 | 123 | 101 | 158 | 161 | - | - | - | - | - | - | - | 704 |
| SITKA | 41 | 91 | 324 | 175 | 132 | - | - | - | - | - | - | - | 763 |
| SKAGWAY | 122 | 224 | 154 | 296 | 331 | - | - | - | - | - | - | - | 1,127 |
| WRANGELL | 107 | 174 | 71 | 128 | 103 | - | - | - | - | - | - | - | 583 |
| GRAND TOTAL | 2,344 | 2,499 | 2,634 | 3,588 | 3,160 | 235 | - | - | - | - | - | - | 14,460 |
| DISEMBARKING PASSENGERS | | | | | | | | | | | | | |
| BELLINGHAM | 385 | 381 | 283 | 523 | 467 | - | - | - | - | - | - | - | 2,039 |
| HAINES | 455 | 456 | 420 | 516 | 617 | - | - | - | - | - | - | - | 2,464 |
| JUNEAU | 631 | 698 | 793 | 907 | 813 | - | - | - | - | - | - | - | 3,842 |
| KAKE | - | - | - | 8 | - | - | - | - | - | - | - | - | 8 |
| KETCHIKAN | 362 | 370 | 301 | 690 | 306 | 235 | - | - | - | - | - | - | 2,264 |
| PETERSBURG | 100 | 152 | 118 | 243 | 196 | - | - | - | - | - | - | - | 809 |
| SITKA | 159 | 119 | 322 | 245 | 233 | - | - | - | - | - | - | - | 1,078 |
| SKAGWAY | 162 | 160 | 270 | 333 | 416 | - | - | - | - | - | - | - | 1,341 |
| WRANGELL | 90 | 163 | 127 | 123 | 112 | - | - | - | - | - | - | - | 615 |
| GRAND TOTAL | 2,344 | 2,499 | 2,634 | 3,588 | 3,160 | 235 | - | - | - | - | - | - | 14,460 |

Malaspina Vehicles

| PORT | JAN | FEB | MAR | APR | MAY | JUN | JUL | AUG | SEP | OCT | NOV | DEC | TOTAL |
|------------------------------|------------|--------------|--------------|--------------|--------------|------------|----------|----------|----------|----------|----------|----------|--------------|
| EMBARKING VEHICLES | | | | | | | | | | | | | |
| BELLINGHAM | 363 | 281 | 346 | 441 | 425 | 110 | - | - | - | - | - | - | 1,966 |
| HAINES | 166 | 245 | 173 | 162 | 327 | - | - | - | - | - | - | - | 1,073 |
| JUNEAU | 216 | 218 | 207 | 343 | 309 | - | - | - | - | - | - | - | 1,293 |
| KAKE | - | - | - | 1 | - | - | - | - | - | - | - | - | 1 |
| KETCHIKAN | 115 | 99 | 108 | 140 | 172 | - | - | - | - | - | - | - | 634 |
| PETERSBURG | 37 | 42 | 40 | 49 | 52 | - | - | - | - | - | - | - | 220 |
| SITKA | 23 | 32 | 72 | 47 | 75 | - | - | - | - | - | - | - | 249 |
| SKAGWAY | 44 | 91 | 61 | 99 | 157 | - | - | - | - | - | - | - | 452 |
| WRANGELL | 22 | 42 | 34 | 43 | 51 | - | - | - | - | - | - | - | 192 |
| GRAND TOTAL | 986 | 1,050 | 1,041 | 1,325 | 1,568 | 110 | - | - | - | - | - | - | 6,080 |
| DISEMBARKING VEHICLES | | | | | | | | | | | | | |
| BELLINGHAM | 218 | 224 | 179 | 290 | 425 | - | - | - | - | - | - | - | 1966 |
| HAINES | 182 | 187 | 166 | 250 | 327 | - | - | - | - | - | - | - | 1073 |
| JUNEAU | 262 | 266 | 293 | 320 | 309 | - | - | - | - | - | - | - | 1,293 |
| KAKE | - | - | - | 1 | - | - | - | - | - | - | - | - | 1 |
| KETCHIKAN | 139 | 122 | 142 | 174 | 172 | 110 | - | - | - | - | - | - | 634 |
| PETERSBURG | 38 | 45 | 36 | 47 | 52 | - | - | - | - | - | - | - | 220 |
| SITKA | 67 | 97 | 112 | 71 | 75 | - | - | - | - | - | - | - | 249 |
| SKAGWAY | 51 | 65 | 64 | 134 | 157 | - | - | - | - | - | - | - | 452 |
| WRANGELL | 29 | 44 | 49 | 38 | 51 | - | - | - | - | - | - | - | 192 |
| GRAND TOTAL | 986 | 1,050 | 1,041 | 1,325 | 1,568 | 110 | - | - | - | - | - | - | 6,080 |

Matanuska Passengers

| PORT | JAN | FEB | MAR | APR | MAY | JUN | JUL | AUG | SEP | OCT | NOV | DEC | TOTAL |
|---------------------------------|--------------|--------------|--------------|--------------|--------------|--------------|--------------|--------------|--------------|--------------|--------------|--------------|---------------|
| EMBARKING PASSENGERS | | | | | | | | | | | | | |
| GUSTAVUS | 37 | 40 | - | - | - | - | - | - | - | - | - | - | 77 |
| HAINES | 381 | 77 | 146 | 242 | 310 | 443 | 930 | 937 | 541 | 507 | 378 | 253 | 5,145 |
| HOONAH | 180 | 87 | 35 | 98 | - | - | - | - | - | 131 | 98 | 167 | 796 |
| JUNEAU | 1,031 | 519 | 553 | 930 | 1,056 | 1,617 | 1,614 | 1,640 | 934 | 923 | 841 | 825 | 12,483 |
| KAKE | 137 | 27 | 47 | 115 | 84 | 157 | 119 | 141 | 50 | 114 | 173 | 171 | 1,335 |
| KETCHIKAN | 234 | 154 | 106 | 351 | 618 | 945 | 1,229 | 1,103 | 662 | 494 | 250 | 247 | 6,393 |
| PETERSBURG | 131 | 97 | 69 | 212 | 378 | 362 | 432 | 430 | 421 | 337 | 230 | 101 | 3,200 |
| PRINCE RUPERT | 122 | 58 | 164 | 527 | 824 | 1,281 | 1,392 | 1,084 | 378 | 274 | 160 | 90 | 6,354 |
| SITKA | 221 | 129 | 190 | 491 | 139 | 197 | 259 | 239 | 271 | 236 | 367 | 307 | 3,046 |
| SKAGWAY | 214 | 124 | - | 83 | 240 | 520 | 529 | 492 | 610 | 44 | 76 | - | 2,932 |
| WRANGELL | 128 | 99 | 75 | 199 | 206 | 355 | 505 | 496 | 230 | 170 | 204 | 180 | 2,847 |
| GRAND TOTAL | 2,816 | 1,411 | 1,385 | 3,248 | 3,855 | 5,877 | 7,009 | 6,562 | 4,097 | 3,230 | 2,777 | 2,341 | 44,608 |
| DISSEMBARKING PASSENGERS | | | | | | | | | | | | | |
| GUSTAVUS | 34 | 30 | - | - | - | - | - | - | - | - | - | - | 64 |
| HAINES | 446 | 217 | 175 | 317 | 471 | 649 | 765 | 647 | 409 | 265 | 380 | 293 | 5,034 |
| HOONAH | 217 | 148 | 98 | 149 | - | - | - | - | - | 116 | 107 | 160 | 995 |
| JUNEAU | 1,020 | 409 | 452 | 955 | 866 | 1,407 | 1,662 | 1,232 | 1,120 | 860 | 895 | 805 | 11,683 |
| KAKE | 164 | 42 | 57 | 108 | 102 | 226 | 84 | 169 | 90 | 101 | 190 | 104 | 1,437 |
| KETCHIKAN | 241 | 152 | 204 | 710 | 891 | 1,083 | 1,130 | 1,210 | 521 | 578 | 335 | 240 | 7,295 |
| PETERSBURG | 134 | 74 | 101 | 188 | 521 | 433 | 499 | 524 | 399 | 382 | 260 | 216 | 3,731 |
| PRINCE RUPERT | 72 | 42 | 52 | 149 | 369 | 943 | 1,553 | 1,529 | 942 | 458 | 128 | 99 | 6,336 |
| SITKA | 164 | 113 | 152 | 309 | 195 | 190 | 186 | 145 | 81 | 223 | 229 | 235 | 2,222 |
| SKAGWAY | 195 | 115 | - | 169 | 198 | 473 | 673 | 668 | 335 | 41 | 28 | - | 2,895 |
| WRANGELL | 129 | 69 | 94 | 194 | 242 | 473 | 457 | 438 | 200 | 206 | 225 | 189 | 2,916 |
| GRAND TOTAL | 2,816 | 1,411 | 1,385 | 3,248 | 3,855 | 5,877 | 7,009 | 6,562 | 4,097 | 3,230 | 2,777 | 2,341 | 44,608 |

Matanuska Vehicles

| PORT | JAN | FEB | MAR | APR | MAY | JUN | JUL | AUG | SEP | OCT | NOV | DEC | TOTAL |
|------------------------------|-----|-----|-----|-------|-------|-------|-------|-------|-------|-------|-------|-----|--------|
| EMBARKING VEHICLES | | | | | | | | | | | | | |
| GUSTAVUS | 14 | 19 | - | - | - | - | - | - | - | - | - | - | 33 |
| HAINES | 97 | 39 | 49 | 114 | 175 | 241 | 436 | 439 | 289 | 239 | 134 | 85 | 2,337 |
| HOONAH | 73 | 33 | 20 | 37 | - | - | - | - | - | 60 | 37 | 50 | 310 |
| JUNEAU | 357 | 186 | 181 | 352 | 421 | 493 | 544 | 560 | 488 | 480 | 366 | 334 | 4,762 |
| KAKE | 18 | 9 | 11 | 25 | 24 | 41 | 37 | 36 | 24 | 66 | 32 | 32 | 355 |
| KETCHIKAN | 94 | 50 | 58 | 145 | 298 | 333 | 449 | 507 | 400 | 266 | 139 | 119 | 2,858 |
| PETERSBURG | 45 | 21 | 22 | 66 | 116 | 161 | 160 | 176 | 153 | 105 | 82 | 41 | 1,148 |
| PRINCE RUPERT | 64 | 35 | 86 | 311 | 477 | 587 | 620 | 527 | 207 | 197 | 156 | 69 | 3,336 |
| SITKA | 90 | 38 | 75 | 154 | 80 | 69 | 102 | 114 | 131 | 130 | 170 | 103 | 1,256 |
| SKAGWAY | 59 | 56 | - | 30 | 113 | 192 | 169 | 167 | 189 | 23 | 22 | - | 1,020 |
| WRANGELL | 42 | 26 | 23 | 67 | 95 | 135 | 169 | 164 | 99 | 86 | 78 | 53 | 1,037 |
| GRAND TOTAL | 953 | 512 | 525 | 1,301 | 1,799 | 2,252 | 2,686 | 2,690 | 1,980 | 1,652 | 1,216 | 886 | 18,452 |
| DISEMBARKING VEHICLES | | | | | | | | | | | | | |
| GUSTAVUS | 21 | 17 | - | - | - | - | - | - | - | - | - | - | 38 |
| HAINES | 130 | 77 | 80 | 133 | 271 | 311 | 329 | 309 | 234 | 167 | 160 | 113 | 2,314 |
| HOONAH | 88 | 42 | 30 | 58 | - | - | - | - | - | 54 | 44 | 45 | 361 |
| JUNEAU | 358 | 163 | 171 | 392 | 388 | 449 | 518 | 454 | 481 | 431 | 413 | 305 | 4,523 |
| KAKE | 24 | 5 | 14 | 25 | 44 | 40 | 28 | 29 | 39 | 45 | 33 | 28 | 354 |
| KETCHIKAN | 83 | 54 | 71 | 268 | 424 | 487 | 468 | 452 | 227 | 251 | 162 | 88 | 3,035 |
| PETERSBURG | 51 | 23 | 52 | 102 | 169 | 158 | 182 | 176 | 118 | 124 | 97 | 73 | 1,325 |
| PRINCE RUPERT | 46 | 27 | 30 | 70 | 209 | 374 | 682 | 750 | 581 | 349 | 108 | 60 | 3,286 |
| SITKA | 64 | 22 | 45 | 140 | 76 | 88 | 76 | 47 | 43 | 141 | 113 | 116 | 971 |
| SKAGWAY | 56 | 54 | - | 33 | 90 | 173 | 238 | 325 | 183 | 22 | 8 | - | 1,182 |
| WRANGELL | 32 | 28 | 32 | 80 | 128 | 172 | 165 | 148 | 74 | 68 | 78 | 58 | 1,063 |
| GRAND TOTAL | 953 | 512 | 525 | 1,301 | 1,799 | 2,252 | 2,686 | 2,690 | 1,980 | 1,652 | 1,216 | 886 | 18,452 |

Tustumena Passengers

| PORT | JAN | FEB | MAR | APR | MAY | JUN | JUL | AUG | SEP | OCT | NOV | DEC | TOTAL |
|--------------------------------|------------|--------------|------------|----------|------------|--------------|--------------|--------------|--------------|--------------|--------------|--------------|---------------|
| EMBARKING PASSENGERS | | | | | | | | | | | | | |
| AKUTAN | - | - | - | - | - | 69 | 44 | 51 | 46 | - | - | - | 210 |
| CHIGNIK | - | - | - | - | - | 32 | 43 | 37 | 36 | - | - | - | 148 |
| COLD BAY | - | - | - | - | - | 45 | 41 | 28 | 16 | - | - | - | 130 |
| DUTCH HARBOR | - | - | - | - | - | 145 | 121 | 91 | 69 | - | - | - | 426 |
| FALSE PASS | - | - | - | - | - | 10 | 2 | 11 | 6 | - | - | - | 29 |
| HOMER | 368 | 686 | 237 | - | 260 | 1,097 | 954 | 1,143 | 917 | 866 | 630 | 519 | 7,677 |
| JUNEAU | 29 | - | - | - | - | - | - | - | - | - | - | - | 29 |
| KING COVE | - | - | - | - | - | 102 | 95 | 106 | 83 | - | - | - | 386 |
| KODIAK | 292 | 668 | 155 | - | 265 | 685 | 689 | 780 | 714 | 694 | 678 | 541 | 6,161 |
| OLD HARBOR | - | - | - | - | - | 4 | - | 8 | - | - | - | - | 12 |
| OUZINKIE | 66 | 107 | 32 | - | - | 28 | 41 | 47 | 56 | 79 | 112 | 176 | 744 |
| PORT LIONS | 52 | 83 | 17 | - | 17 | 81 | 77 | 76 | 46 | 104 | 148 | 146 | 847 |
| SAND POINT | - | - | - | - | - | 83 | 41 | 69 | 70 | - | - | - | 263 |
| SELDOVIA | 111 | 120 | 110 | - | 24 | 250 | 280 | 270 | 229 | 220 | 155 | 142 | 1,911 |
| GRAND TOTAL | 918 | 1,664 | 551 | - | 566 | 2,631 | 2,428 | 2,717 | 2,288 | 1,963 | 1,723 | 1,524 | 18,973 |
| DISEMBARKING PASSENGERS | | | | | | | | | | | | | |
| AKUTAN | - | - | - | - | - | 77 | 48 | 36 | 45 | - | - | - | 206 |
| CHIGNIK | - | - | - | - | - | 90 | 12 | 22 | 9 | - | - | - | 133 |
| COLD BAY | - | - | - | - | - | 53 | 51 | 48 | 19 | - | - | - | 171 |
| DUTCH HARBOR | - | - | - | - | - | 211 | 136 | 158 | 82 | - | - | - | 587 |
| FALSE PASS | - | - | - | - | - | 8 | 11 | 4 | 7 | - | - | - | 30 |
| HOMER | 363 | 613 | 223 | - | 295 | 901 | 1007 | 1118 | 934 | 815 | 749 | 460 | 7,478 |
| JUNEAU | 28 | - | - | - | - | - | - | - | - | - | - | - | 28 |
| KING COVE | - | - | - | - | - | 103 | 69 | 95 | 91 | - | - | - | 358 |
| KODIAK | 364 | 620 | 166 | - | 187 | 663 | 710 | 791 | 684 | 744 | 568 | 539 | 6,036 |
| OLD HARBOR | - | - | - | - | - | - | 3 | - | 9 | - | - | - | 12 |
| OUZINKIE | 40 | 126 | 29 | - | - | 44 | 34 | 42 | 46 | 95 | 103 | 179 | 738 |
| PORT LIONS | 36 | 92 | 24 | - | 23 | 81 | 77 | 62 | 52 | 140 | 145 | 158 | 890 |
| SAND POINT | - | - | - | - | - | 90 | 48 | 59 | 65 | - | - | - | 262 |
| SELDOVIA | 87 | 213 | 109 | - | 61 | 310 | 222 | 282 | 245 | 169 | 158 | 188 | 2,044 |
| GRAND TOTAL | 918 | 1,664 | 551 | - | 566 | 2,631 | 2,428 | 2,717 | 2,288 | 1,963 | 1,723 | 1,524 | 18,973 |

Tustumena Vehicles

| PORT | JAN | FEB | MAR | APR | MAY | JUN | JUL | AUG | SEP | OCT | NOV | DEC | TOTAL |
|------------------------------|------------|------------|------------|----------|------------|--------------|------------|--------------|------------|--------------|------------|------------|--------------|
| EMBARKING VEHICLES | | | | | | | | | | | | | |
| AKUTAN | - | - | - | - | - | 6 | 2 | 1 | 2 | - | - | - | 11 |
| CHIGNIK | - | - | - | - | - | 7 | 5 | 11 | 7 | - | - | - | 30 |
| COLD BAY | - | - | - | - | - | 28 | 9 | 12 | 14 | - | - | - | 63 |
| DUTCH HARBOR | - | - | - | - | - | 20 | 7 | 7 | 10 | - | - | - | 44 |
| FALSE PASS | - | - | - | - | - | 6 | 1 | 3 | 4 | - | - | - | 14 |
| HOMER | 299 | 244 | 116 | - | 149 | 538 | 437 | 475 | 425 | 503 | 392 | 301 | 3,879 |
| JUNEAU | 32 | - | - | - | - | - | - | - | - | - | - | - | 32 |
| KING COVE | - | - | - | - | - | 35 | 18 | 22 | 15 | - | - | - | 90 |
| KODIAK | 157 | 212 | 82 | - | 115 | 328 | 269 | 344 | 308 | 303 | 319 | 265 | 2,702 |
| OLD HARBOR | - | - | - | - | - | 3 | - | 3 | - | - | - | - | 6 |
| OUZINKIE | 15 | 25 | 7 | - | - | 7 | 7 | 8 | 17 | 16 | 23 | 36 | 161 |
| PORT LIONS | 19 | 26 | 11 | - | 4 | 44 | 36 | 49 | 27 | 52 | 72 | 63 | 403 |
| SAND POINT | - | - | - | - | - | 28 | 12 | 12 | 9 | - | - | - | 61 |
| SELDOVIA | 60 | 57 | 57 | - | 11 | 130 | 144 | 151 | 114 | 143 | 107 | 95 | 1,069 |
| GRAND TOTAL | 582 | 564 | 273 | - | 279 | 1,180 | 947 | 1,098 | 952 | 1,017 | 913 | 760 | 8,565 |
| DISEMBARKING VEHICLES | | | | | | | | | | | | | |
| AKUTAN | - | - | - | - | - | 2 | 1 | - | - | - | - | - | 3 |
| CHIGNIK | - | - | - | - | - | 31 | 3 | 2 | 5 | - | - | - | 41 |
| COLD BAY | - | - | - | - | - | 27 | 21 | 21 | 13 | - | - | - | 82 |
| DUTCH HARBOR | - | - | - | - | - | 14 | 10 | 10 | 12 | - | - | - | 46 |
| FALSE PASS | - | - | - | - | - | 9 | 2 | 7 | 4 | - | - | - | 22 |
| HOMER | 219 | 222 | 127 | - | 127 | 475 | 406 | 524 | 418 | 440 | 424 | 300 | 3,682 |
| JUNEAU | 97 | - | - | - | - | - | - | - | - | - | - | - | 97 |
| KING COVE | - | - | - | - | - | 43 | 13 | 33 | 28 | - | - | - | 117 |
| KODIAK | 187 | 204 | 84 | - | 78 | 302 | 305 | 291 | 304 | 373 | 283 | 229 | 2,640 |
| OLD HARBOR | - | - | - | - | - | - | 4 | 3 | 7 | - | - | - | 14 |
| OUZINKIE | 8 | 33 | 7 | - | - | 10 | 5 | 8 | 16 | 17 | 19 | 43 | 166 |
| PORT LIONS | 17 | 33 | 12 | - | 16 | 47 | 37 | 42 | 30 | 65 | 73 | 71 | 443 |
| SAND POINT | - | - | - | - | - | 38 | 15 | 15 | 13 | - | - | - | 81 |
| SELDOVIA | 54 | 72 | 43 | - | 58 | 182 | 125 | 142 | 102 | 122 | 114 | 117 | 1,131 |
| GRAND TOTAL | 582 | 564 | 273 | - | 279 | 1,180 | 947 | 1,098 | 952 | 1,017 | 913 | 760 | 8,565 |

Port to Port Traffic (On / Off)

Alaska Marine Highway System, Annual Traffic Volume Report • 2016

These tables summarize inter-port passenger and vehicle traffic. They provide origin-destination information for analyzing through-traffic movements on the vessels. Information is provided for the total system for the year by geographic area (Southeast, Southwest, and Cross-Gulf) and by vessel. The report also includes summary tables for the summer season. These On / Off tables do not reflect the origin-destination of passengers and vehicles that transferred to another vessel. They show where the traffic boarded the vessel and then traveled to, by port, for that particular vessel.

Southeast On/Off: Calendar Year

(January 1 - December 31)

| ON | OFF | ANGOON | ANNETTE BAY | BELLINGHAM | GUSTAVUS | HAINES | HOONAH | JUNEAU | KAKE | KETCHIKAN | PELICAN | PETERSBURG | PRINCE RUPERT | SITKA | SKAGWAY | TENAKEE | WRANGELL | YAKUTAT | TOTAL |
|--------------------|--------------|---------------|--------------|--------------|---------------|--------------|---------------|--------------|---------------|------------|--------------|--------------|---------------|---------------|--------------|--------------|-----------|----------------|--------|
| PASSENGERS | | | | | | | | | | | | | | | | | | | |
| ANGOON | - | - | - | - | - | - | 32 | 2,543 | 4 | - | - | - | - | 73 | - | 136 | - | - | 2,788 |
| ANNETTE BAY | - | - | - | - | - | - | - | - | - | 16,176 | - | - | - | - | - | - | - | - | 16,176 |
| BELLINGHAM | - | - | - | - | 2,240 | - | 2,042 | - | 2,798 | - | 378 | - | 297 | 757 | - | 319 | - | - | 8,831 |
| GUSTAVUS | - | - | - | - | - | 436 | 3,298 | 11 | - | 2 | - | 2 | - | 15 | - | - | - | - | 3,764 |
| HAINES | - | - | 1,798 | - | - | 9 | 20,037 | 17 | 456 | - | 239 | 650 | 419 | 6,634 | - | 171 | - | - | 30,430 |
| HOONAH | 68 | - | - | 406 | 32 | - | 3,681 | 27 | 15 | - | 4 | 1 | 84 | - | - | - | - | - | 4,318 |
| JUNEAU | 2,959 | - | 1,470 | 3,699 | 19,853 | 3,886 | - | 1,128 | 2,482 | 341 | 2,012 | 1,441 | 4,972 | 11,885 | 1,075 | 893 | 11 | - | 58,107 |
| KAKE | 112 | - | - | - | 1 | 29 | 865 | - | 109 | - | 163 | 12 | 198 | - | 8 | 17 | - | - | 1,514 |
| KETCHIKAN | - | 16,954 | 2,093 | - | 598 | 8 | 3,028 | 152 | - | - | 1,226 | 2,847 | 609 | 230 | - | 2,055 | 4 | - | 29,804 |
| PELICAN | - | - | - | 3 | - | - | 283 | - | - | - | - | - | - | - | - | - | - | - | 286 |
| PETERSBURG | - | - | 310 | - | 284 | 6 | 2,050 | 135 | 1,224 | - | - | 297 | 419 | 100 | - | 678 | - | - | 5,503 |
| PRINCE RUPERT | - | - | - | - | 489 | 7 | 1,322 | 12 | 3,255 | - | 311 | - | 259 | 500 | - | 355 | - | - | 6,510 |
| SITKA | 67 | - | 344 | 3 | 191 | 88 | 5,253 | 146 | 589 | - | 641 | 264 | - | 41 | 21 | 331 | - | - | 7,979 |
| SKAGWAY | - | - | 499 | - | 5,809 | - | 12,183 | 3 | 162 | - | 94 | 573 | 228 | - | - | 43 | - | - | 19,594 |
| TENAKEE | 65 | - | - | - | - | - | 1,096 | - | - | - | - | - | 28 | - | - | - | - | - | 1,189 |
| WRANGELL | - | - | 223 | - | 162 | 1 | 945 | 37 | 1,888 | - | 719 | 341 | 241 | 63 | - | - | - | - | 4,620 |
| YAKUTAT | - | - | - | - | - | - | 18 | - | - | - | - | - | - | - | - | - | - | - | 18 |
| GRAND TOTAL | 3,271 | 16,954 | 6,737 | 4,111 | 29,659 | 4,502 | 58,644 | 1,672 | 29,154 | 343 | 5,787 | 6,428 | 7,827 | 20,225 | 1,240 | 4,862 | 15 | 201,431 | |
| VEHICLES | | | | | | | | | | | | | | | | | | | |
| ANGOON | - | - | - | - | - | 2 | 714 | 3 | - | - | - | - | - | 7 | - | - | - | - | 726 |
| ANNETTE BAY | - | - | - | - | - | - | - | - | 4,880 | - | - | - | - | - | - | - | - | - | 4,880 |
| BELLINGHAM | - | - | - | - | 1,395 | - | 1,080 | - | 1,451 | - | 165 | - | 222 | 229 | - | 126 | - | - | 4,668 |
| GUSTAVUS | - | - | - | - | - | 160 | 1,260 | - | - | - | - | 1 | - | - | - | - | - | - | 1,421 |
| HAINES | - | - | 1,116 | - | - | 1 | 6,946 | 6 | 263 | - | 93 | 386 | 230 | 3,223 | - | 47 | - | - | 12,311 |
| HOONAH | 15 | - | - | 134 | 6 | - | 1,640 | 2 | 8 | - | 3 | 1 | 38 | - | - | - | - | - | 1,847 |
| JUNEAU | 721 | - | 1,001 | 1,408 | 6,843 | 1,689 | - | 282 | 804 | 83 | 722 | 684 | 1,973 | 3,118 | 172 | 289 | 15 | - | 19,804 |
| KAKE | 25 | - | - | - | - | 22 | 219 | - | 35 | - | 48 | 7 | 32 | 1 | - | 8 | - | - | 397 |
| KETCHIKAN | - | 4,991 | 1,244 | - | 343 | 3 | 780 | 30 | - | - | 264 | 1,531 | 164 | 43 | - | 673 | 2 | - | 10,068 |
| PELICAN | - | - | - | 1 | - | - | 76 | - | - | - | - | - | - | - | - | - | - | - | 77 |
| PETERSBURG | - | - | 181 | - | 87 | 4 | 714 | 39 | 257 | - | - | 229 | 153 | 31 | - | 261 | - | - | 1,956 |
| PRINCE RUPERT | - | - | - | - | 314 | 4 | 701 | 7 | 1,702 | - | 204 | - | 192 | 128 | - | 189 | - | - | 3,441 |
| SITKA | 6 | - | 263 | 1 | 78 | 41 | 1,845 | 30 | 203 | - | 202 | 179 | - | 9 | 3 | 74 | - | - | 2,934 |
| SKAGWAY | - | - | 169 | - | 2,752 | - | 3,081 | 1 | 24 | - | 21 | 139 | 120 | - | - | 9 | - | - | 6,316 |
| TENAKEE | - | - | - | - | - | - | 139 | - | - | - | - | - | - | - | - | - | - | - | 139 |
| WRANGELL | - | - | 120 | - | 78 | 0 | 318 | 4 | 621 | - | 276 | 171 | 70 | 12 | - | - | - | - | 1,670 |
| YAKUTAT | - | - | - | - | - | - | 13 | - | - | - | - | - | - | - | - | - | - | - | 13 |
| GRAND TOTAL | 767 | 4,971 | 4,094 | 1,544 | 11,896 | 1,928 | 19,526 | 404 | 10,248 | 83 | 1,998 | 3,328 | 3,201 | 6,794 | 175 | 1,676 | 17 | 72,668 | |

Southeast On/Off: Summer

(May 1 - September 30)

| ON | OFF | ANGOON | ANNETTE BAY | BELLINGHAM | GUSTAVUS | HAINES | HOONAH | JUNEAU | KAKE | KETCHIKAN | PELICAN | PETERSBURG | PRINCE RUPERT | SITKA | SKAGWAY | TENAKEE | WRANGELL | YAKUTAT | TOTAL |
|--------------------|--------------|--------------|--------------|--------------|---------------|--------------|---------------|---------------|---------------|--------------|--------------|--------------|---------------|---------------|--------------|--------------|----------|----------|----------------|
| PASSENGERS | | | | | | | | | | | | | | | | | | | |
| ANGOON | - | - | - | - | - | - | - | 988 | - | - | - | - | - | 73 | - | 7 | - | - | 1,068 |
| ANNETTE BAY | - | - | - | - | - | - | - | - | - | 7,277 | - | - | - | - | - | - | - | - | 7,277 |
| BELLINGHAM | - | - | - | - | 950 | - | - | 1,230 | - | 1,634 | - | 212 | - | 239 | 465 | - | 170 | - | 4,900 |
| GUSTAVUS | - | - | - | - | - | 164 | - | 2,235 | - | - | - | - | - | - | - | - | - | - | 2,399 |
| HAINES | - | - | 936 | - | - | - | - | 12,352 | 17 | 222 | - | 128 | 616 | 212 | 5,245 | - | 117 | - | 19,845 |
| HOONAH | - | - | - | 200 | - | - | - | 1,308 | - | - | - | - | - | - | - | - | - | - | 1,508 |
| JUNEAU | 1,167 | - | 853 | 2,508 | 12,401 | 1,268 | - | 520 | 1,411 | 210 | 1,248 | 1,254 | 3,362 | 8,703 | 559 | 501 | - | - | 35,965 |
| KAKE | - | - | - | - | - | - | - | 339 | - | 59 | - | 84 | 8 | 57 | - | - | 4 | - | 551 |
| KETCHIKAN | - | 7,615 | 1,185 | - | 340 | - | - | 1,819 | 50 | - | - | 548 | 2,184 | 257 | 187 | - | 985 | - | 15,170 |
| PELICAN | - | - | - | - | - | - | - | 173 | - | - | - | - | - | - | - | - | - | - | 173 |
| PETERSBURG | - | - | 153 | - | 177 | - | - | 1,248 | 49 | 500 | - | - | 221 | 222 | 63 | - | 327 | - | 2,960 |
| PRINCE RUPERT | - | - | - | - | 389 | - | - | 1,033 | 12 | 2,430 | - | 182 | - | 151 | 484 | - | 278 | - | 4,959 |
| SITKA | 67 | - | 215 | - | - | - | - | 3,579 | 13 | 197 | - | 329 | 198 | - | - | 21 | 108 | - | 4,727 |
| SKAGWAY | - | - | 388 | - | 4,879 | - | - | 8,714 | 3 | 70 | - | 59 | 568 | 118 | - | - | 24 | - | 14,823 |
| TENAKEE | 3 | - | - | - | - | - | - | 484 | - | - | - | - | - | 28 | - | - | - | - | 515 |
| WRANGELL | - | - | 131 | - | 80 | - | - | 564 | 7 | 869 | - | 398 | 287 | 87 | 48 | - | - | - | 2,471 |
| YAKUTAT | - | - | - | - | - | - | - | - | - | - | - | - | - | - | - | - | - | - | - |
| GRAND TOTAL | 1,237 | 7,615 | 3,861 | 2,708 | 19,216 | 1,432 | 36,066 | 671 | 14,669 | 210 | 3,188 | 5,336 | 4,806 | 15,195 | 587 | 2,514 | - | - | 119,311 |
| VEHICLES | | | | | | | | | | | | | | | | | | | |
| ANGOON | - | - | - | - | - | - | - | 333 | - | - | - | - | - | 7 | - | - | - | - | 340 |
| ANNETTE BAY | - | - | - | - | - | - | - | - | - | 2,168 | - | - | - | - | - | - | - | - | 2,168 |
| BELLINGHAM | - | - | - | - | 602 | - | - | 421 | - | 778 | - | 72 | - | 148 | 112 | - | 61 | - | 2,194 |
| GUSTAVUS | - | - | - | - | - | 43 | - | 740 | - | - | - | - | - | - | - | - | - | - | 783 |
| HAINES | - | - | 583 | - | - | - | - | 4,260 | 6 | 153 | - | 69 | 352 | 117 | 2,581 | - | 35 | - | 8,156 |
| HOONAH | - | - | - | 50 | - | - | - | 614 | - | - | - | - | - | - | - | - | - | - | 664 |
| JUNEAU | 349 | - | 503 | 797 | 4,275 | 646 | - | 132 | 469 | 50 | 373 | 508 | 1,178 | 2,302 | 116 | 154 | - | - | 11,852 |
| KAKE | - | - | - | - | - | - | - | 96 | - | 19 | - | 29 | 5 | 10 | - | - | 3 | - | 162 |
| KETCHIKAN | - | 2,204 | 664 | - | 231 | - | - | 435 | 14 | - | - | 146 | 1,160 | 92 | 30 | - | 347 | - | 5,323 |
| PELICAN | - | - | - | - | - | - | - | 49 | - | - | - | - | - | - | - | - | - | - | 49 |
| PETERSBURG | - | - | 78 | - | 68 | - | - | 384 | 15 | 158 | - | - | 174 | 89 | 25 | - | 143 | - | 1,134 |
| PRINCE RUPERT | - | - | - | - | 242 | - | - | 453 | 7 | 1,239 | - | 111 | - | 106 | 122 | - | 138 | - | 2,418 |
| SITKA | 6 | - | 147 | - | - | - | - | 1,181 | 3 | 107 | - | 123 | 126 | - | - | 3 | 40 | - | 1,736 |
| SKAGWAY | - | - | 120 | - | 2,314 | - | - | 2,087 | 1 | 12 | - | 12 | 137 | 43 | - | - | 7 | - | 4,733 |
| TENAKEE | - | - | - | - | - | - | - | 87 | - | - | - | - | - | - | - | - | - | - | 87 |
| WRANGELL | - | - | 62 | - | 53 | - | - | 181 | 2 | 312 | - | 163 | 134 | 34 | 10 | - | - | - | 951 |
| YAKUTAT | - | - | - | - | - | - | - | - | - | - | - | - | - | - | - | - | - | - | - |
| GRAND TOTAL | 355 | 2,204 | 2,157 | 848 | 847 | 7,785 | 689 | 11,321 | 180 | 5,415 | 50 | 1,098 | 2,596 | 1,824 | 5,182 | 119 | - | - | 42,750 |

Southwest On/Off: Calendar Year

(January 1 - December 31)

| ON | OFF | AKUTAN | CHENEGA BAY | CHIGNIK | COLD BAY | CORDOVA | DUTCH HARBOR | FALSE PASS | HOMER | KING COVE | KODIAK | OLD HARBOR | OUZINKIE | PORT LIONS | SAND POINT | SELDOVIA | TATITLEK | VALDEZ | WHITTIER | TOTAL |
|--------------------|------------|------------|-------------|------------|--------------|------------|--------------|---------------|------------|--------------|-----------|------------|--------------|------------|--------------|------------|--------------|---------------|---------------|--------|
| PASSENGERS | | | | | | | | | | | | | | | | | | | | |
| AKUTAN | - | - | 2 | - | - | 188 | - | 5 | 3 | - | - | - | - | - | 12 | - | - | - | - | 210 |
| CHENEGA BAY | - | - | - | - | - | - | - | 4 | - | - | - | - | - | - | - | - | - | - | 91 | 95 |
| CHIGNIK | 2 | - | - | 1 | - | - | - | 91 | - | 48 | - | - | - | - | 6 | - | - | - | - | 148 |
| COLD BAY | - | - | - | - | - | 11 | 1 | 8 | 103 | 1 | - | - | - | - | 6 | - | - | - | - | 130 |
| CORDOVA | - | - | - | - | - | - | - | - | - | - | - | - | - | - | - | - | 3 | 1,272 | 7,203 | 8,478 |
| DUTCH HARBOR | 177 | - | 1 | 11 | - | - | - | 178 | 2 | 47 | - | - | - | - | 10 | - | - | - | - | 426 |
| FALSE PASS | 3 | - | 2 | - | - | - | - | 12 | 9 | - | - | - | - | - | 3 | - | - | - | - | 29 |
| HOMER | 1 | 4 | 76 | 16 | - | 271 | 7 | - | 51 | 6,916 | 3 | 77 | 427 | 35 | 2,467 | - | - | - | 13 | 10,364 |
| KING COVE | 2 | - | - | 132 | - | 1 | 15 | 40 | - | 16 | - | - | - | - | 180 | - | - | - | - | 386 |
| KODIAK | 2 | 1 | 48 | 6 | - | 106 | - | 7,031 | 14 | - | 9 | 713 | 561 | 10 | 27 | - | - | - | 307 | 8,835 |
| OLD HARBOR | - | - | - | - | - | - | - | 4 | - | 8 | - | - | - | - | - | - | - | - | - | 12 |
| OUZINKIE | - | - | - | - | - | - | - | 58 | - | 737 | - | - | 21 | - | - | - | - | - | - | 816 |
| PORT LIONS | - | - | - | - | - | - | - | 371 | - | 572 | - | 23 | - | - | 2 | - | - | - | - | 968 |
| SAND POINT | 19 | - | 4 | 5 | - | 10 | 7 | 30 | 176 | 12 | - | - | - | - | - | - | - | - | - | 263 |
| SELDOVIA | - | - | - | - | - | - | - | 2,247 | - | 28 | - | - | - | - | - | - | - | - | - | 2,275 |
| TATITLEK | - | - | - | - | 2 | - | - | - | - | - | - | - | - | - | - | - | - | 49 | 47 | 98 |
| VALDEZ | - | - | - | - | 1,297 | - | - | - | - | - | - | - | - | - | - | - | 68 | - | 5,647 | 7,012 |
| WHITTIER | - | 114 | - | - | 7,281 | - | - | 12 | - | 463 | - | - | - | - | - | - | 35 | 4,574 | - | 12,479 |
| GRAND TOTAL | 206 | 119 | 133 | 171 | 8,580 | 587 | 30 | 10,091 | 358 | 8,848 | 12 | 813 | 1,009 | 262 | 2,496 | 106 | 5,895 | 13,308 | 53,024 | |
| VEHICLES | | | | | | | | | | | | | | | | | | | | |
| AKUTAN | - | - | 3 | - | - | 3 | - | 1 | - | - | - | - | - | - | 4 | - | - | - | - | 11 |
| CHENEGA BAY | - | - | - | - | - | - | - | 2 | - | - | - | - | - | - | - | - | - | - | 51 | 53 |
| CHIGNIK | - | - | - | - | - | - | - | 18 | - | 8 | - | - | - | - | 4 | - | - | - | - | 30 |
| COLD BAY | - | - | - | - | - | 1 | 1 | 24 | 29 | 3 | - | - | - | - | 5 | - | - | - | - | 63 |
| CORDOVA | - | - | - | - | - | - | - | - | - | - | - | - | - | - | - | - | 3 | 371 | 3,778 | 4,152 |
| DUTCH HARBOR | 1 | - | 1 | 1 | - | - | - | 35 | 3 | 1 | - | - | - | - | 2 | - | - | - | - | 44 |
| FALSE PASS | 1 | - | - | - | - | - | - | - | 7 | 4 | 1 | - | - | - | 1 | - | - | - | - | 14 |
| HOMER | - | 2 | 19 | 37 | - | 35 | 14 | - | 54 | 3,428 | 4 | 26 | 233 | 27 | 1,494 | - | - | - | - | 5,373 |
| KING COVE | - | - | - | 30 | - | 2 | 5 | 29 | - | 2 | - | - | - | - | 22 | - | - | - | - | 90 |
| KODIAK | - | 1 | 18 | 10 | - | 5 | 1 | 3,300 | 5 | - | 10 | 158 | 257 | 16 | 1 | - | - | - | 202 | 3,984 |
| OLD HARBOR | - | - | - | - | - | - | - | 1 | - | 5 | - | - | - | - | - | - | - | - | - | 6 |
| OUZINKIE | - | - | - | - | - | - | - | 19 | - | 155 | - | - | 5 | - | - | - | - | - | - | 179 |
| PORT LIONS | - | - | - | - | - | - | - | 194 | - | 257 | - | 3 | - | - | - | - | - | - | - | 454 |
| SAND POINT | 1 | - | - | 4 | - | - | 1 | 17 | 22 | 16 | - | - | - | - | - | - | - | - | - | 61 |
| SELDOVIA | - | - | - | - | - | - | - | 1,371 | - | 15 | - | - | - | - | - | - | - | - | - | 1,386 |
| TATITLEK | - | - | - | - | 3 | - | - | - | - | - | - | - | - | - | - | - | - | 7 | 16 | 26 |
| VALDEZ | - | - | - | - | 382 | - | - | - | - | - | - | - | - | - | - | - | 10 | - | 1,897 | 2,289 |
| WHITTIER | - | 61 | - | - | 3,824 | - | - | 1 | - | 327 | - | - | - | - | - | - | 12 | 1,603 | - | 5,828 |
| GRAND TOTAL | 3 | 64 | 41 | 82 | 4,209 | 46 | 22 | 5,019 | 117 | 4,218 | 14 | 187 | 495 | 81 | 1,495 | 25 | 1,981 | 5,944 | 24,043 | |

Southwest On/Off: Summer

(May 1 - September 30)

| ON | OFF | AKUTAN | CHENEGA BAY | CHIGNIK | COLD BAY | CORDOVA | DUTCH HARBOR | FALSE PASS | HOMER | KING COVE | KODIAK | OLD HARBOR | OUZINKIE | PORT LIONS | SAND POINT | SELDOVIA | TATITLEK | VALDEZ | WHITTIER | TOTAL |
|-------------------|-----|--------|-------------|---------|----------|---------|--------------|------------|-------|-----------|--------|------------|----------|------------|------------|----------|----------|--------|----------|-------|
| PASSENGERS | | | | | | | | | | | | | | | | | | | | |
| AKUTAN | - | - | 2 | - | - | 188 | - | 5 | 3 | - | - | - | - | - | 12 | - | - | - | - | 210 |
| CHENEGA BAY | - | - | - | - | - | - | - | 4 | - | - | - | - | - | - | - | - | - | - | 75 | 79 |
| CHIGNIK | 2 | - | - | 1 | - | - | - | 91 | - | 48 | - | - | - | - | 6 | - | - | - | - | 148 |
| COLD BAY | - | - | - | - | - | 11 | 1 | 8 | 103 | 1 | - | - | - | - | 6 | - | - | - | - | 130 |
| CORDOVA | - | - | - | - | - | - | - | - | - | - | - | - | - | - | - | - | 1 | 464 | 4,023 | 4,488 |
| DUTCH HARBOR | 177 | - | 1 | 11 | - | - | - | 178 | 2 | 47 | - | - | - | - | 10 | - | - | - | - | 426 |
| FALSE PASS | 3 | - | 2 | - | - | - | - | 12 | 9 | - | - | - | - | - | 3 | - | - | - | - | 29 |
| HOMER | 1 | 4 | 76 | 16 | - | 271 | 7 | - | 51 | 4,401 | 3 | 37 | 147 | 35 | 1,337 | - | - | - | 13 | 6,399 |
| KING COVE | 2 | - | - | 132 | - | 1 | 15 | 40 | - | 16 | - | - | - | - | 180 | - | - | - | - | 386 |
| KODIAK | 2 | 1 | 48 | 6 | - | 106 | - | 4,501 | 14 | - | 9 | 133 | 144 | 10 | 7 | - | - | - | 252 | 5,233 |
| OLD HARBOR | - | - | - | - | - | - | - | 4 | - | 8 | - | - | - | - | - | - | - | - | - | 12 |
| OUZINKIE | - | - | - | - | - | - | - | 21 | - | 146 | - | - | 8 | - | - | - | - | - | - | 175 |
| PORT LIONS | - | - | - | - | - | - | - | 152 | - | 148 | - | 2 | - | - | 2 | - | - | - | - | 304 |
| SAND POINT | 19 | - | 4 | 5 | - | 10 | 7 | 30 | 176 | 12 | - | - | - | - | - | - | - | - | - | 263 |
| SELDOVIA | - | - | - | - | - | - | - | 1,247 | - | 7 | - | - | - | - | - | - | - | - | - | 1,254 |
| TATITLEK | - | - | - | - | 1 | - | - | - | - | - | - | - | - | - | - | - | - | 37 | 47 | 85 |
| VALDEZ | - | - | - | - | 477 | - | - | - | - | - | - | - | - | - | - | - | 45 | - | 5,237 | 5,759 |
| WHITTIER | - | 87 | - | - | 4,062 | - | - | 12 | - | 412 | - | - | - | - | - | - | 35 | 4,262 | - | 8,870 |
| GRAND TOTAL | 206 | 92 | 133 | 171 | 4,540 | 587 | 30 | 6,305 | 358 | 5,246 | 12 | 172 | 299 | 262 | 1,346 | 81 | 4,763 | 9,647 | 34,250 | |
| VEHICLES | | | | | | | | | | | | | | | | | | | | |
| AKUTAN | - | - | 3 | - | - | 3 | - | 1 | - | - | - | - | - | - | 4 | - | - | - | - | 11 |
| CHENEGA BAY | - | - | - | - | - | - | - | 2 | - | - | - | - | - | - | - | - | - | - | 42 | 44 |
| CHIGNIK | - | - | - | - | - | - | - | 18 | - | 8 | - | - | - | - | 4 | - | - | - | - | 30 |
| COLD BAY | - | - | - | - | - | 1 | 1 | 24 | 29 | 3 | - | - | - | - | 5 | - | - | - | - | 63 |
| CORDOVA | - | - | - | - | - | - | - | - | - | - | - | - | - | - | - | - | - | 171 | 2,134 | 2,305 |
| DUTCH HARBOR | 1 | - | 1 | 1 | - | - | - | 35 | 3 | 1 | - | - | - | - | 2 | - | - | - | - | 44 |
| FALSE PASS | 1 | - | - | - | - | - | - | 7 | 4 | 1 | - | - | - | - | 1 | - | - | - | - | 14 |
| HOMER | - | 2 | 19 | 37 | - | 35 | 14 | - | 54 | 2,041 | 4 | 10 | 87 | 27 | 817 | - | - | - | - | 3,147 |
| KING COVE | - | - | - | 30 | - | 2 | 5 | 29 | - | 2 | - | - | - | - | 22 | - | - | - | - | 90 |
| KODIAK | - | 1 | 18 | 10 | - | 5 | 1 | 2,016 | 5 | - | 10 | 31 | 87 | 16 | 1 | - | - | - | 150 | 2,351 |
| OLD HARBOR | - | - | - | - | - | - | - | 1 | - | 5 | - | - | - | - | - | - | - | - | - | 6 |
| OUZINKIE | - | - | - | - | - | - | - | 5 | - | 33 | - | - | 1 | - | - | - | - | - | - | 39 |
| PORT LIONS | - | - | - | - | - | - | - | 78 | - | 82 | - | - | - | - | - | - | - | - | - | 160 |
| SAND POINT | 1 | - | - | 4 | - | - | 1 | 17 | 22 | 16 | - | - | - | - | - | - | - | - | - | 61 |
| SELDOVIA | - | - | - | - | - | - | - | 730 | - | 2 | - | - | - | - | - | - | - | - | - | 732 |
| TATITLEK | - | - | - | - | - | - | - | - | - | - | - | - | - | - | - | - | - | 6 | 16 | 22 |
| VALDEZ | - | - | - | - | 207 | - | - | - | - | - | - | - | - | - | - | - | 8 | - | 1,756 | 1,971 |
| WHITTIER | - | 48 | - | - | 2,064 | - | - | 1 | - | 254 | - | - | - | - | - | - | 12 | 1,521 | - | 3,900 |
| GRAND TOTAL | 3 | 51 | 41 | 82 | 2,271 | 46 | 22 | 2,964 | 117 | 2,448 | 14 | 41 | 175 | 81 | 818 | 20 | 1,698 | 4,098 | 14,990 | |

Cross-Gulf On/Off: Calendar Year

(January 1 - December 31)

| ON | OFF | BELLINGHAM | CHENEGA BAY | HOMER | JUNEAU | KETCHIKAN | KODIAK | PETERSBURG | SELDOVIA | WHITTIER | WRANGELL | YAKUTAT | TOTAL |
|-------------------|-------|------------|-------------|-------|--------|-----------|--------|------------|----------|----------|----------|---------|-------|
| PASSENGERS | | | | | | | | | | | | | |
| BELLINGHAM | - | - | 25 | - | - | 168 | - | - | 805 | - | 8 | | 1,006 |
| CHENEGA BAY | - | - | - | - | - | - | - | - | - | - | - | - | - |
| HOMER | 24 | - | - | 40 | 4 | - | - | - | - | - | - | 1 | 69 |
| JUNEAU | - | - | 40 | - | - | 47 | - | 2 | 453 | - | 91 | | 633 |
| KETCHIKAN | - | - | 7 | - | - | 1 | - | - | 46 | - | - | - | 54 |
| KODIAK | 175 | - | - | 55 | 6 | - | - | - | - | - | - | - | 236 |
| PETERSBURG | - | - | - | - | - | - | - | - | 2 | - | - | - | 2 |
| SELDOVIA | - | - | - | - | 1 | - | - | - | - | - | - | - | 1 |
| WHITTIER | 944 | - | - | 402 | 52 | - | - | - | - | - | - | 77 | 1,475 |
| WRANGELL | - | - | - | - | - | - | - | - | 6 | - | - | - | 6 |
| YAKUTAT | 5 | - | - | 53 | 5 | - | - | - | 42 | - | - | - | 105 |
| GRAND TOTAL | 1,148 | - | 72 | 365 | 68 | 216 | - | 2 | 1,354 | - | 177 | | 3,587 |
| VEHICLES | | | | | | | | | | | | | |
| BELLINGHAM | - | - | 14 | - | - | 99 | - | - | 455 | - | 14 | | 582 |
| CHENEGA BAY | - | - | - | - | - | - | - | - | - | - | - | - | - |
| HOMER | 7 | - | - | 96 | - | - | - | - | - | - | - | 2 | 105 |
| JUNEAU | - | - | 35 | - | - | 19 | - | 2 | 276 | - | 73 | | 405 |
| KETCHIKAN | - | - | 4 | - | - | 2 | - | - | 31 | - | - | - | 37 |
| KODIAK | 116 | - | - | 32 | 2 | - | - | - | - | - | - | - | 150 |
| PETERSBURG | - | - | - | - | - | - | - | - | 2 | - | - | - | 2 |
| SELDOVIA | - | - | - | - | - | - | - | - | - | - | - | - | - |
| WHITTIER | 570 | - | - | 200 | 41 | - | - | - | - | - | - | 73 | 884 |
| WRANGELL | - | - | - | - | - | 1 | - | - | 2 | - | - | - | 3 |
| YAKUTAT | 4 | - | - | 48 | - | - | - | - | 38 | - | - | - | 90 |
| GRAND TOTAL | 697 | - | 53 | 376 | 43 | 121 | - | 2 | 804 | - | 162 | | 2,258 |

Cross-Gulf On/Off: Summer

(May 1 - September 30)

| ON | OFF | BELLINGHAM | CHENEGA BAY | HOMER | JUNEAU | KETCHIKAN | KODIAK | SELDOVIA | WHITTIER | WRANGELL | YAKUTAT | TOTAL |
|--------------------|--------------|------------|-------------|------------|-----------|------------|----------|--------------|----------|------------|--------------|-------|
| PASSENGERS | | | | | | | | | | | | |
| BELLINGHAM | - | - | 25 | - | - | 168 | - | 805 | - | 8 | 1,006 | |
| CHENEGA BAY | - | - | - | - | - | - | - | - | - | - | - | |
| HOMER | 24 | - | - | 13 | 4 | - | - | - | - | 1 | 42 | |
| JUNEAU | - | - | 17 | - | - | 20 | - | 323 | - | 91 | 451 | |
| KETCHIKAN | - | - | 7 | - | - | 1 | - | 43 | - | - | 51 | |
| KODIAK | 175 | - | - | 32 | 6 | - | - | - | - | - | 213 | |
| SELDOVIA | - | - | - | - | 1 | - | - | - | - | - | 1 | |
| WHITTIER | 944 | - | - | 247 | 52 | - | - | - | - | 49 | 1,292 | |
| WRANGELL | - | - | - | - | - | - | - | - | - | - | - | |
| YAKUTAT | 5 | - | - | 53 | 5 | - | - | 41 | - | - | 104 | |
| GRAND TOTAL | 1,148 | - | 49 | 345 | 68 | 189 | - | 1,212 | - | 149 | 3,160 | |
| VEHICLES | | | | | | | | | | | | |
| BELLINGHAM | - | - | 14 | - | - | 99 | - | 455 | - | 14 | 582 | |
| CHENEGA BAY | - | - | - | - | - | - | - | - | - | - | - | |
| HOMER | 7 | - | - | 1 | - | - | - | - | - | 1 | 9 | |
| JUNEAU | - | - | 8 | - | - | 8 | - | 143 | - | 73 | 232 | |
| KETCHIKAN | - | - | 4 | - | - | 1 | - | 27 | - | - | 32 | |
| KODIAK | 116 | - | - | 16 | 2 | - | - | - | - | - | 134 | |
| SELDOVIA | - | - | - | - | - | - | - | - | - | - | - | |
| WHITTIER | 570 | - | - | 87 | 41 | - | - | - | - | 43 | 741 | |
| WRANGELL | - | - | - | - | - | - | - | - | - | - | - | |
| YAKUTAT | 4 | - | - | 48 | - | - | - | 37 | - | - | 89 | |
| GRAND TOTAL | 697 | - | 26 | 152 | 43 | 108 | - | 662 | - | 131 | 1,819 | |

Aurora On/Off

| ON | OFF | ANGOON | CHENEGA BAY | CORDOVA | GUSTAVUS | HAINES | HOONAH | JUNEAU | KAKE | PELICAN | SKAGWAY | TATTILEK | TENAKEE | VALDEZ | WHITTIER | TOTAL |
|-------------------|-----|--------|-------------|---------|----------|--------|--------|--------|------|---------|---------|----------|---------|--------|----------|--------|
| PASSENGERS | | | | | | | | | | | | | | | | |
| ANGOON | - | - | - | - | - | - | 32 | 304 | - | - | - | - | 1 | - | - | 337 |
| CHENEGA BAY | - | - | - | - | - | - | - | - | - | - | - | - | - | - | 2 | 2 |
| CORDOVA | - | - | - | - | - | - | - | - | - | - | - | 3 | - | 821 | 5,388 | 6,212 |
| GUSTAVUS | - | - | - | - | - | - | 17 | 235 | - | - | - | - | - | - | - | 252 |
| HAINES | - | - | - | - | - | - | - | 571 | - | - | 41 | - | - | - | - | 612 |
| HOONAH | 35 | - | - | 19 | - | - | - | 306 | - | - | - | - | - | - | - | 360 |
| JUNEAU | 377 | - | - | 223 | 633 | 246 | - | 47 | 9 | 289 | - | 115 | - | - | - | 1,939 |
| KAKE | - | - | - | - | - | - | - | 7 | - | - | - | - | - | - | - | 7 |
| PELICAN | - | - | - | - | - | - | - | 14 | - | - | - | - | - | - | - | 14 |
| SKAGWAY | - | - | - | - | - | 35 | - | 305 | - | - | - | - | - | - | - | 340 |
| TATTILEK | - | - | 2 | - | - | - | - | - | - | - | - | - | - | 49 | 47 | 98 |
| TENAKEE | 4 | - | - | - | - | - | - | 131 | - | - | - | - | - | - | - | 135 |
| VALDEZ | - | - | 897 | - | - | - | - | - | - | - | - | 68 | - | - | 5,471 | 6,436 |
| WHITTIER | - | 18 | 5,585 | - | - | - | - | - | - | - | - | 35 | - | 4,434 | - | 10,072 |
| GRAND TOTAL | 416 | 18 | 6,484 | 242 | 668 | 295 | 1,873 | 47 | 9 | 330 | 106 | 116 | 116 | 5,304 | 10,908 | 26,816 |
| VEHICLES | | | | | | | | | | | | | | | | |
| ANGOON | - | - | - | - | - | - | 2 | 61 | - | - | - | - | - | - | - | 63 |
| CHENEGA BAY | - | - | - | - | - | - | - | - | - | - | - | - | - | - | 2 | 2 |
| CORDOVA | - | - | - | - | - | - | - | - | - | - | - | 3 | - | 213 | 2,761 | 2,977 |
| GUSTAVUS | - | - | - | - | - | - | 1 | 88 | - | - | - | - | - | - | - | 89 |
| HAINES | - | - | - | - | - | - | - | 216 | - | - | 24 | - | - | - | - | 240 |
| HOONAH | 1 | - | - | 2 | - | - | - | 125 | - | - | - | - | - | - | - | 128 |
| JUNEAU | 72 | - | - | 111 | 223 | 116 | - | 8 | 2 | 76 | - | 8 | - | - | - | 616 |
| KAKE | - | - | - | - | - | - | - | 1 | - | - | - | - | - | - | - | 1 |
| PELICAN | - | - | - | - | - | - | - | 3 | - | - | - | - | - | - | - | 3 |
| SKAGWAY | - | - | - | - | - | 21 | - | 63 | - | - | - | - | - | - | - | 84 |
| TATTILEK | - | - | 3 | - | - | - | - | - | - | - | - | - | - | 7 | 16 | 26 |
| TENAKEE | - | - | - | - | - | - | - | 12 | - | - | - | - | - | - | - | 12 |
| VALDEZ | - | - | 272 | - | - | - | - | - | - | - | - | 10 | - | - | 1,807 | 2,089 |
| WHITTIER | - | 8 | 2,890 | - | - | - | - | - | - | - | - | 12 | - | 1,553 | - | 4,463 |
| GRAND TOTAL | 73 | 8 | 3,165 | 113 | 244 | 119 | 569 | 8 | 2 | 100 | 25 | 8 | 8 | 1,773 | 4,586 | 10,793 |

Columbia On/Off

| ON | OFF | BELLINGHAM | HAINES | JUNEAU | KETCHIKAN | PETERSBURG | SITKA | SKAGWAY | WRANGELL | TOTAL |
|-------------------|-------|------------|--------|--------|-----------|------------|-------|---------|----------|-------|
| PASSENGERS | | | | | | | | | | |
| BELLINGHAM | - | 738 | 844 | 908 | 152 | 200 | 414 | 144 | 3,400 | |
| HAINES | 810 | - | 1,144 | 78 | 30 | 172 | 1,282 | 8 | 3,524 | |
| JUNEAU | 486 | 1,194 | - | 145 | 56 | 564 | 768 | 39 | 3,252 | |
| KETCHIKAN | 757 | 195 | 539 | - | 170 | 40 | 108 | 267 | 2,076 | |
| PETERSBURG | 134 | 93 | 346 | 82 | - | 19 | 28 | 74 | 776 | |
| SITKA | 183 | - | - | 76 | 114 | - | - | 46 | 419 | |
| SKAGWAY | 366 | 1,106 | 698 | 23 | 13 | 100 | - | 14 | 2,320 | |
| WRANGELL | 111 | 33 | 108 | 218 | 81 | 10 | 15 | - | 576 | |
| GRAND TOTAL | 2,847 | 3,359 | 3,679 | 1,530 | 616 | 1,105 | 2,615 | 592 | 16,343 | |
| VEHICLES | | | | | | | | | | |
| BELLINGHAM | - | 462 | 268 | 426 | 42 | 105 | 96 | 45 | 1,444 | |
| HAINES | 512 | - | 512 | 44 | 18 | 91 | 663 | 6 | 1,846 | |
| JUNEAU | 278 | 490 | - | 55 | 18 | 237 | 214 | 20 | 1,312 | |
| KETCHIKAN | 417 | 125 | 100 | - | 32 | 23 | 11 | 62 | 770 | |
| PETERSBURG | 60 | 33 | 117 | 49 | - | 9 | 13 | 35 | 316 | |
| SITKA | 121 | - | - | 43 | 56 | - | - | 16 | 236 | |
| SKAGWAY | 115 | 545 | 215 | 6 | 4 | 33 | - | 2 | 920 | |
| WRANGELL | 55 | 24 | 38 | 82 | 33 | 3 | 3 | - | 238 | |
| GRAND TOTAL | 1,558 | 1,679 | 1,250 | 705 | 203 | 501 | 1,000 | 186 | 7,082 | |

Fairweather On/Off

| ON | OFF | ANGOON | CORDOVA | HAINES | JUNEAU | SITKA | SKAGWAY | VALDEZ | WHITTIER | TOTAL |
|--------------------|-----------|--------------|--------------|---------------|--------------|--------------|------------|--------------|---------------|--------|
| PASSENGERS | | | | | | | | | | |
| ANGOON | - | - | - | - | 101 | 7 | - | - | - | 108 |
| CORDOVA | - | - | - | - | - | - | - | 451 | 1,815 | 2,266 |
| HAINES | - | - | - | - | 6,200 | - | 535 | - | - | 6,735 |
| JUNEAU | 90 | - | - | 5,831 | - | 1,779 | 4,538 | - | - | 12,238 |
| SITKA | - | - | - | - | 1,605 | - | - | - | - | 1,605 |
| SKAGWAY | - | - | - | 443 | 4,588 | - | - | - | - | 5,031 |
| VALDEZ | - | - | 400 | - | - | - | - | - | 176 | 576 |
| WHITTIER | - | - | 1,696 | - | - | - | - | 140 | - | 1,836 |
| GRAND TOTAL | 90 | 2,096 | 6,274 | 12,494 | 1,786 | 5,073 | 591 | 1,991 | 30,395 | |
| VEHICLES | | | | | | | | | | |
| ANGOON | - | - | - | - | 8 | 2 | - | - | - | 10 |
| CORDOVA | - | - | - | - | - | - | - | 158 | 1,017 | 1,175 |
| HAINES | - | - | - | - | 1,877 | - | 276 | - | - | 2,153 |
| JUNEAU | 12 | - | - | 1,851 | - | 516 | 1,117 | - | - | 3,496 |
| SITKA | - | - | - | - | 498 | - | - | - | - | 498 |
| SKAGWAY | - | - | - | 178 | 1,088 | - | - | - | - | 1,266 |
| VALDEZ | - | - | 110 | - | - | - | - | - | 90 | 200 |
| WHITTIER | - | - | 934 | - | - | - | - | 50 | - | 984 |
| GRAND TOTAL | 12 | 1,044 | 2,029 | 3,471 | 518 | 1,393 | 208 | 1,107 | 9,782 | |

Kennicott On/Off

| ON | OFF | BELLINGHAM | CHENEGA BAY | HAINES | HOMER | JUNEAU | KETCHIKAN | KODIAK | OUZINKIE | PETERSBURG | PORT LIONS | PRINCE RUPERT | SELDOVIA | SITKA | SKAGWAY | WHITTIER | WRANGELL | YAKUTAT | TOTAL |
|-------------------|-------|------------|-------------|--------|-------|--------|-----------|--------|----------|------------|------------|---------------|----------|-------|---------|----------|----------|---------|-------|
| PASSENGERS | | | | | | | | | | | | | | | | | | | |
| BELLINGHAM | - | - | 517 | 25 | 501 | 727 | 168 | - | 59 | - | - | - | 44 | 35 | 805 | 54 | 8 | 2,943 | |
| CHENEGA BAY | - | - | - | 4 | - | - | - | - | - | - | - | - | - | - | 89 | - | - | 93 | |
| HAINES | 410 | - | - | - | 745 | 54 | - | - | 9 | - | - | - | 43 | 131 | - | 6 | - | 1,398 | |
| HOMER | 24 | 4 | - | - | 14 | 4 | 2,185 | - | - | 66 | - | 445 | - | - | 13 | - | 1 | 2,756 | |
| JUNEAU | 476 | - | 967 | 17 | - | 368 | 43 | - | 130 | - | 11 | - | 283 | 221 | 453 | 102 | 102 | 3,173 | |
| KETCHIKAN | 742 | - | 92 | 7 | 538 | - | 1 | - | 175 | - | 64 | - | 173 | 9 | 46 | 351 | 4 | 2,202 | |
| KODIAK | 175 | 1 | - | 2,244 | 53 | 6 | - | 68 | - | 49 | - | 7 | - | - | 307 | - | - | 2,910 | |
| OUZINKIE | - | - | - | 4 | - | - | 64 | - | - | 4 | - | - | - | - | - | - | - | 72 | |
| PETERSBURG | 74 | - | 46 | - | 273 | 177 | - | - | - | 4 | - | - | 132 | 3 | 2 | 114 | - | 825 | |
| PORT LIONS | - | - | - | 15 | - | - | 97 | 7 | - | - | - | 2 | - | - | - | - | - | 121 | |
| PRINCE RUPERT | - | - | 10 | - | 21 | 97 | - | - | 11 | - | - | - | 3 | 2 | - | 12 | - | 156 | |
| SELDOVIA | - | - | - | 357 | - | 1 | 7 | - | - | - | - | - | - | - | - | - | - | 365 | |
| SITKA | 61 | - | 28 | - | 171 | 160 | - | - | 155 | - | 9 | - | - | - | - | - | 96 | 680 | |
| SKAGWAY | 33 | - | 110 | - | 316 | 30 | - | - | 10 | - | - | - | 8 | - | - | 4 | - | 511 | |
| WHITTIER | 944 | 96 | - | 12 | 402 | 52 | 463 | - | - | - | - | - | - | - | - | - | 77 | 2,046 | |
| WRANGELL | 55 | - | 25 | - | 107 | 276 | - | - | 82 | - | 4 | - | 65 | - | 6 | - | - | 620 | |
| YAKUTAT | 5 | - | - | - | 71 | 5 | - | - | - | - | - | - | - | - | 42 | - | - | 123 | |
| GRAND TOTAL | 2,999 | 101 | 1,795 | 2,685 | 3,212 | 1,957 | 3,028 | 75 | 631 | 119 | 92 | 454 | 751 | 401 | 1,763 | 739 | 192 | 20,994 | |
| VEHICLES | | | | | | | | | | | | | | | | | | | |
| BELLINGHAM | - | - | 408 | 14 | 318 | 396 | 99 | - | 36 | - | - | - | 59 | 17 | 455 | 24 | 14 | 1,840 | |
| CHENEGA BAY | - | - | - | 2 | - | - | - | - | - | - | - | - | - | - | 49 | - | - | 51 | |
| HAINES | 305 | - | - | - | 281 | 21 | - | - | 5 | - | - | - | 37 | 56 | - | 6 | - | 711 | |
| HOMER | 7 | 2 | - | - | 2 | - | 1,192 | - | - | 29 | - | 365 | - | - | - | - | 2 | 1,599 | |
| JUNEAU | 362 | - | 347 | 8 | - | 132 | 16 | - | 62 | - | 11 | - | 210 | 58 | 276 | 27 | 88 | 1,597 | |
| KETCHIKAN | 481 | - | 27 | 4 | 128 | - | 2 | - | 36 | - | 21 | - | 22 | 2 | 31 | 96 | 2 | 852 | |
| KODIAK | 116 | 1 | - | 1,039 | 29 | 2 | - | 19 | - | 23 | - | 1 | - | - | 202 | - | - | 1,432 | |
| OUZINKIE | - | - | - | 1 | - | - | 17 | - | - | - | - | - | - | - | - | - | - | 18 | |
| PETERSBURG | 58 | - | 3 | - | 116 | 22 | - | - | - | 2 | - | - | 30 | 3 | 2 | 38 | - | 274 | |
| PORT LIONS | - | - | - | 6 | - | - | 43 | 2 | - | - | - | - | - | - | - | - | - | 51 | |
| PRINCE RUPERT | - | - | 8 | - | 17 | 60 | - | - | 9 | - | - | - | 3 | 1 | - | 7 | - | 105 | |
| SELDOVIA | - | - | - | 315 | - | - | 2 | - | - | - | - | - | - | - | - | - | - | 317 | |
| SITKA | 61 | - | 16 | - | 97 | 33 | - | - | 38 | - | 6 | - | - | - | - | 13 | - | 264 | |
| SKAGWAY | 21 | - | 47 | - | 104 | 5 | - | - | 3 | - | - | - | 17 | - | - | 1 | - | 198 | |
| WHITTIER | 570 | 53 | - | 1 | 200 | 41 | 327 | - | - | - | - | - | - | - | - | - | 73 | 1,265 | |
| WRANGELL | 36 | - | 9 | - | 33 | 87 | 1 | - | 23 | - | 2 | - | 11 | 2 | 2 | - | - | 206 | |
| YAKUTAT | 4 | - | - | - | 61 | - | - | - | - | - | - | - | - | - | 38 | - | - | 103 | |
| GRAND TOTAL | 2,021 | 56 | 865 | 1,390 | 1,386 | 799 | 1,699 | 21 | 212 | 52 | 42 | 366 | 389 | 139 | 1,055 | 212 | 179 | 10,883 | |

LeConte On/Off

| ON | ANGOON | GUSTAVUS | HAINES | HOONAH | JUNEAU | KAKE | PELICAN | SITKA | SKAGWAY | TENAKEE | TOTAL |
|--------------------|--------------|--------------|---------------|--------------|---------------|------------|------------|------------|--------------|--------------|---------------|
| PASSENGERS | | | | | | | | | | | |
| ANGOON | - | - | - | - | 2,138 | 4 | - | 66 | - | 135 | 2,343 |
| GUSTAVUS | - | - | - | 416 | 3,017 | - | 2 | - | - | - | 3,435 |
| HAINES | - | - | - | - | 7,510 | - | - | - | 3,158 | - | 10,668 |
| HOONAH | 33 | 386 | - | - | 2,743 | - | - | - | - | - | 3,162 |
| JUNEAU | 2,492 | 3,416 | 7,043 | 2,796 | - | 176 | 332 | 791 | 4,412 | 960 | 22,418 |
| KAKE | 112 | - | - | - | 52 | - | - | - | - | 8 | 172 |
| PELICAN | - | 3 | - | - | 269 | - | - | - | - | - | 272 |
| SITKA | 67 | - | - | - | 1,378 | - | - | - | - | 21 | 1,466 |
| SKAGWAY | - | - | 3,022 | - | 4,311 | - | - | - | - | - | 7,333 |
| TENAKEE | 61 | - | - | - | 965 | - | - | 28 | - | - | 1,054 |
| GRAND TOTAL | 2,765 | 3,805 | 10,065 | 3,212 | 22,383 | 180 | 334 | 885 | 7,570 | 1,124 | 52,323 |
| VEHICLES | | | | | | | | | | | |
| ANGOON | - | - | - | - | 645 | 3 | - | 5 | - | - | 653 |
| GUSTAVUS | - | - | - | 157 | 1,142 | - | - | - | - | - | 1,299 |
| HAINES | - | - | - | - | 2,499 | - | - | - | 1,452 | - | 3,951 |
| HOONAH | 14 | 130 | - | - | 1,265 | - | - | - | - | - | 1,409 |
| JUNEAU | 637 | 1,262 | 2,259 | 1,289 | 0 | 38 | 81 | 298 | 1,073 | 164 | 7,101 |
| KAKE | 25 | - | - | - | 15 | - | - | - | - | - | 40 |
| PELICAN | - | 1 | - | - | 73 | - | - | - | - | - | 74 |
| SITKA | 6 | - | - | - | 422 | - | - | - | - | 3 | 431 |
| SKAGWAY | - | - | 1,406 | - | 970 | - | - | - | - | - | 2,376 |
| TENAKEE | - | - | - | - | 127 | - | - | - | - | - | 127 |
| GRAND TOTAL | 682 | 1,393 | 3,665 | 1,446 | 7,158 | 41 | 81 | 303 | 2,525 | 167 | 17,461 |

Lituya On/Off

| ON | OFF | ANNETTE BAY | KETCHIKAN | TOTAL |
|--------------------|---------------|---------------|-----------|---------------|
| PASSENGERS | | | | |
| ANNETTE BAY | - | 16,176 | - | 16,176 |
| KETCHIKAN | 16,954 | - | - | 16,954 |
| GRAND TOTAL | 16,954 | 16,176 | - | 33,130 |
| VEHICLES | | | | |
| ANNETTE BAY | - | 4,880 | - | 4,880 |
| KETCHIKAN | 4,991 | - | - | 4,991 |
| GRAND TOTAL | 4,991 | 4,880 | - | 9,871 |

Malaspina On/Off

| ON | OFF | BELLINGHAM | HAINES | JUNEAU | KAKE | KETCHIKAN | PETERSBURG | SITKA | SKAGWAY | WRANGELL | TOTAL |
|-------------------|-------|------------|--------|--------|-------|-----------|------------|-------|---------|----------|-------|
| PASSENGERS | | | | | | | | | | | |
| BELLINGHAM | - | 985 | 697 | - | 1,163 | 167 | 53 | 308 | 121 | 3,494 | |
| HAINES | 578 | - | 1,157 | - | 74 | 45 | 186 | 293 | 15 | 2,348 | |
| JUNEAU | 508 | 977 | - | 3 | 305 | 115 | 601 | 665 | 34 | 3,208 | |
| KAKE | - | - | - | - | - | - | - | - | - | - | |
| KETCHIKAN | 594 | 121 | 744 | - | - | 302 | 108 | 37 | 327 | 2,233 | |
| PETERSBURG | 102 | 38 | 281 | - | 204 | - | 9 | 24 | 46 | 704 | |
| SITKA | 100 | 55 | 253 | 5 | 205 | 72 | - | 14 | 59 | 763 | |
| SKAGWAY | 100 | 238 | 586 | - | 55 | 18 | 117 | - | 13 | 1,127 | |
| WRANGELL | 57 | 50 | 124 | - | 258 | 90 | 4 | - | - | 583 | |
| GRAND TOTAL | 2,039 | 2,464 | 3,842 | 8 | 2,264 | 809 | 1,078 | 1,341 | 615 | 14,460 | |
| VEHICLES | | | | | | | | | | | |
| BELLINGHAM | - | 525 | 494 | - | 629 | 87 | 58 | 116 | 57 | 1,966 | |
| HAINES | 299 | - | 479 | - | 38 | 10 | 85 | 158 | 4 | 1,073 | |
| JUNEAU | 361 | 355 | - | - | 67 | 52 | 297 | 151 | 10 | 1,293 | |
| KAKE | - | - | - | - | - | 1 | - | - | - | 1 | |
| KETCHIKAN | 346 | 49 | 77 | - | - | 32 | 7 | 18 | 105 | 634 | |
| PETERSBURG | 63 | 14 | 96 | - | 18 | - | 5 | 6 | 18 | 220 | |
| SITKA | 81 | 8 | 44 | 1 | 49 | 38 | - | 7 | 21 | 249 | |
| SKAGWAY | 33 | 136 | 213 | - | 2 | 1 | 67 | - | - | 452 | |
| WRANGELL | 29 | 13 | 44 | - | 69 | 37 | - | - | - | 192 | |
| GRAND TOTAL | 1,212 | 1,100 | 1,147 | 1 | 872 | 258 | 519 | 456 | 215 | 6,080 | |

Matanuska On/Off

| ON | OFF | GUSTAVUS | HAINES | HOONAH | JUNEAU | KAKE | KETCHIKAN | PETERSBURG | PRINCE RUPERT | SITKA | SKAGWAY | WRANGELL | TOTAL |
|--------------------|-----------|--------------|------------|---------------|--------------|--------------|--------------|--------------|---------------|--------------|--------------|----------|---------------|
| PASSENGERS | | | | | | | | | | | | | |
| GUSTAVUS | - | - | 3 | 46 | 11 | - | - | 2 | - | 15 | - | - | 77 |
| HAINES | - | - | 9 | 2,710 | 17 | 250 | 155 | 650 | 18 | 1,194 | 142 | - | 5,145 |
| HOONAH | 1 | 32 | - | 632 | 27 | 15 | 4 | 1 | 84 | - | - | - | 796 |
| JUNEAU | 60 | 3,208 | 844 | - | 902 | 1,664 | 1,711 | 1,430 | 954 | 992 | 718 | - | 12,483 |
| KAKE | - | 1 | 29 | 806 | - | 109 | 163 | 12 | 198 | - | 17 | - | 1,335 |
| KETCHIKAN | - | 190 | 8 | 1,207 | 152 | - | 579 | 2,783 | 288 | 76 | 1,110 | - | 6,393 |
| PETERSBURG | - | 107 | 6 | 1,150 | 135 | 761 | - | 293 | 259 | 45 | 444 | - | 3,200 |
| PRINCE RUPERT | - | 479 | 7 | 1,301 | 12 | 3,158 | 300 | - | 256 | 498 | 343 | - | 6,354 |
| SITKA | 3 | 108 | 88 | 1,846 | 141 | 148 | 300 | 255 | - | 27 | 130 | - | 3,046 |
| SKAGWAY | - | 855 | - | 1,379 | 3 | 54 | 53 | 573 | 3 | - | 12 | - | 2,932 |
| WRANGELL | - | 54 | 1 | 606 | 37 | 1,136 | 466 | 337 | 162 | 48 | - | - | 2,847 |
| GRAND TOTAL | 64 | 5,034 | 995 | 11,683 | 1,437 | 7,295 | 3,731 | 6,336 | 2,222 | 2,895 | 2,916 | - | 44,608 |
| VEHICLES | | | | | | | | | | | | | |
| GUSTAVUS | - | - | 2 | 30 | - | - | - | 1 | - | - | - | - | 33 |
| HAINES | - | - | 1 | 1,081 | 6 | 160 | 60 | 386 | 17 | 595 | 31 | - | 2,337 |
| HOONAH | 2 | 6 | - | 250 | 2 | 8 | 3 | 1 | 38 | - | - | - | 310 |
| JUNEAU | 35 | 1,318 | 284 | - | 236 | 550 | 590 | 673 | 415 | 429 | 232 | - | 4,762 |
| KAKE | - | - | 22 | 203 | - | 35 | 47 | 7 | 32 | 1 | 8 | - | 355 |
| KETCHIKAN | - | 142 | 3 | 475 | 30 | - | 164 | 1,510 | 112 | 12 | 410 | - | 2,858 |
| PETERSBURG | - | 37 | 4 | 385 | 39 | 168 | - | 227 | 109 | 9 | 170 | - | 1,148 |
| PRINCE RUPERT | - | 306 | 4 | 684 | 7 | 1,642 | 195 | - | 189 | 127 | 182 | - | 3,336 |
| SITKA | 1 | 54 | 41 | 784 | 29 | 78 | 70 | 173 | - | 2 | 24 | - | 1,256 |
| SKAGWAY | - | 419 | - | 428 | 1 | 11 | 13 | 139 | 3 | - | 6 | - | 1,020 |
| WRANGELL | - | 32 | - | 203 | 4 | 383 | 183 | 169 | 56 | 7 | - | - | 1,037 |
| GRAND TOTAL | 38 | 2,314 | 361 | 4,523 | 354 | 3,035 | 1,325 | 3,286 | 971 | 1,182 | 1,063 | - | 18,452 |

Tustumena On/Off

| ON | OFF | AKUTAN | CHIGNIK | COLD BAY | DUTCH HARBOR | FALSE PASS | HOMER | JUNEAU | KING COVE | KODIAK | OLD HARBOR | OUZINKIE | PORT LIONS | SAND POINT | SELDOVIA | TOTAL |
|--------------------|------------|------------|------------|------------|--------------|--------------|-----------|------------|--------------|-----------|------------|------------|------------|--------------|--------------|---------------|
| PASSENGERS | | | | | | | | | | | | | | | | |
| AKUTAN | - | 2 | - | 188 | - | 5 | - | 3 | - | - | - | - | - | 12 | - | 210 |
| CHIGNIK | 2 | - | 1 | - | - | 91 | - | - | 48 | - | - | - | - | 6 | - | 148 |
| COLD BAY | - | - | - | 11 | 1 | 8 | - | 103 | 1 | - | - | - | - | 6 | - | 130 |
| DUTCH HARBOR | 177 | 1 | 11 | - | - | 178 | - | 2 | 47 | - | - | - | - | 10 | - | 426 |
| FALSE PASS | 3 | 2 | - | - | - | 12 | - | 9 | - | - | - | - | - | 3 | - | 29 |
| HOMER | 1 | 76 | 16 | 271 | 7 | - | 26 | 51 | 4,731 | 3 | 77 | 361 | 35 | 2,022 | - | 7,677 |
| JUNEAU | - | - | - | - | - | 23 | - | - | 4 | - | - | - | - | - | 2 | 29 |
| KING COVE | 2 | - | 132 | 1 | 15 | 40 | - | - | 16 | - | - | - | - | 180 | - | 386 |
| KODIAK | 2 | 48 | 6 | 106 | - | 4,787 | 2 | 14 | - | 9 | 645 | 512 | 10 | 20 | - | 6,161 |
| OLD HARBOR | - | - | - | - | - | 4 | - | - | 8 | - | - | - | - | - | - | 12 |
| OUZINKIE | - | - | - | - | - | 54 | - | - | 673 | - | - | - | 17 | - | - | 744 |
| PORT LIONS | - | - | - | - | - | 356 | - | - | 475 | - | 16 | - | - | - | - | 847 |
| SAND POINT | 19 | 4 | 5 | 10 | 7 | 30 | - | 176 | 12 | - | - | - | - | - | - | 263 |
| SELDOVIA | - | - | - | - | - | 1,890 | - | - | 21 | - | - | - | - | - | - | 1,911 |
| GRAND TOTAL | 206 | 133 | 171 | 587 | 30 | 7,478 | 28 | 358 | 6,036 | 12 | 738 | 890 | 262 | 2,044 | 2,044 | 18,973 |
| VEHICLES | | | | | | | | | | | | | | | | |
| AKUTAN | - | 3 | - | 3 | - | 1 | - | - | - | - | - | - | - | 4 | - | 11 |
| CHIGNIK | - | - | - | - | - | 18 | - | - | 8 | - | - | - | - | 4 | - | 30 |
| COLD BAY | - | - | - | 1 | 1 | 24 | - | 29 | 3 | - | - | - | - | 5 | - | 63 |
| DUTCH HARBOR | 1 | 1 | 1 | - | - | 35 | - | 3 | 1 | - | - | - | - | 2 | - | 44 |
| FALSE PASS | 1 | - | - | - | - | 7 | - | 4 | 1 | - | - | - | - | 1 | - | 14 |
| HOMER | - | 19 | 37 | 35 | 14 | - | 94 | 54 | 2,236 | 4 | 26 | 204 | 27 | 1,129 | - | 3,879 |
| JUNEAU | - | - | - | - | - | 27 | - | - | 3 | - | - | - | - | - | 2 | 32 |
| KING COVE | - | - | 30 | 2 | 5 | 29 | - | - | 2 | - | - | - | - | 22 | - | 90 |
| KODIAK | - | 18 | 10 | 5 | 1 | 2,261 | 3 | 5 | - | 10 | 139 | 234 | 16 | - | - | 2,702 |
| OLD HARBOR | - | - | - | - | - | 1 | - | - | 5 | - | - | - | - | - | - | 6 |
| OUZINKIE | - | - | - | - | - | 18 | - | - | 138 | - | - | - | 5 | - | - | 161 |
| PORT LIONS | - | - | - | - | - | 188 | - | - | 214 | - | 1 | - | - | - | - | 403 |
| SAND POINT | 1 | - | 4 | - | 1 | 17 | - | 22 | 16 | - | - | - | - | - | - | 61 |
| SELDOVIA | - | - | - | - | - | 1,056 | - | - | 13 | - | - | - | - | - | - | 1,069 |
| GRAND TOTAL | 3 | 41 | 82 | 46 | 22 | 3,682 | 97 | 117 | 2,640 | 14 | 166 | 443 | 81 | 1,131 | 1,131 | 8,565 |

Link Volume Summary

Alaska Marine Highway System, Annual Traffic Volume Report • 2016

The link volume summary reports are used to establish a measure of capacity utilized, relative to the capacity provided. The reports show the traffic and capacity on each "link" of the system. A "link" is defined as a departure from one port and an arrival at the next. A complete trip usually consists of several links. For example, a passenger going from Juneau to Skagway in one trip would typically travel on two links "Juneau to Haines" and "Haines to Skagway." This passenger would be counted as one on each of these links. Consequently, the link volume count includes both the through-traffic and the traffic embarking from the first port in the link pair.

The link volume for each pair of ports is directional, with the port of origin appearing first. The link volume for "Bellingham-Ketchikan" indicates the total traffic northbound between Bellingham and Ketchikan with no intermediate stops. Cross-gulf links are listed in a separate table named "Cross-Gulf Link Volume."

Link volume data is provided by geographic area and by vessel. Reported information includes a passenger and vehicle count, total passenger and total vehicle miles for each link, the capacity ratios for both passengers and vehicles, the number of trips, trip length, and total miles of each link. Furthermore, monthly Link Volume Tables are provided by region. In these tables, only total counts for passengers, vehicles, and trips by month are provided.

The link volume data is useful because of the finite capacity of the vessels and the variation in size from vessel to vessel. 125 passengers on the *MV Aurora* traveling from Petersburg to Kake would have the same passenger link volume capacity ratio, 50%, as 225 passengers traveling on the *MV Taku*. High link volume ratios indicate that additional service may be warranted.

The link length in the table is given in nautical miles. Statute miles for each link are shown on the diagrammatic maps located on pages 88 and 89. The "vessel miles" are the total number of nautical miles traveled over each link during the year, and are determined by multiplying the number of trips by the link length.

Passenger Capacity

As the Vessel Information Table on page 5 shows each vessel with functional booking limits rather than the maximum capacity as authorized by the US Coast Guard. AMHS occasionally increases the capacity on "full" sailings to accommodate additional passengers, but it never goes beyond the U.S.C.G. limit.

Following the example set in 1996, the functional booking limit for each sailing is used to calculate capacity ratios for the 2016 report. Prior to 1996, reports used a number closer to the U.S.C.G. limit. This change results in a higher capacity ratio on most links, but more accurately reflects the percentage of usable passenger space.

Vehicle Capacity

This report continues to use linear feet to measure vehicle capacity. Vehicle capacity ratios are calculated by dividing the total linear feet sold on the car deck by the vehicle capacity in linear feet. The capacities used in the 1994 and 1995 reports were based on an analysis of fiscal year 1994 sailings. For the 1996 and subsequent reports, the vehicle capacity used has been changed to reflect the amount of space used for booking purposes.

The actual amount of "sellable" space on the car deck depends on the amount of open space between vehicles, needed for maneuvering vehicles on the car deck, and for pathways for people entering or exiting their vehicles. The mix of vehicles can affect this non-sellable space, as well as the number of vans being carried.

When comparing multi-year data, it is important to note the differences in vehicle capacity ratio calculations or the results will indicate an artificial change. The number of vehicles per link and the number of trips per link can be used to evaluate whether increases or decreases in link volume capacity ratios are significant or just reflect a change in the methodology.

Southeast Alaska Link Volume

| LINK | PASSENGER | | | VEHICLE | | | TRIPS | LINK LENGTH | VESSEL MILES |
|-------------------------|-----------|------------|----------|---------|------------|----------|-------|-------------|--------------|
| | COUNT | MILES | CAPACITY | COUNT | MILES | CAPACITY | | | |
| ANGOON-HOONAH | 12 | 756 | 4.8% | 3 | 189 | 7.9% | 1 | 63 | 63 |
| ANGOON-JUNEAU | 1,281 | 99,918 | 21.6% | 311 | 24,258 | 31.5% | 26 | 156 | 2,028 |
| ANGOON-KAKE | 81 | 4,860 | 36.0% | 14 | 840 | 37.3% | 1 | 60 | 60 |
| ANGOON-SITKA | 727 | 48,709 | 21.6% | 211 | 14,137 | 37.8% | 15 | 67 | 1,005 |
| ANGOON-TENAKEE | 2,327 | 81,445 | 17.9% | 724 | 25,340 | 34.9% | 57 | 35 | 1,995 |
| ANNETTE BAY-KETCHIKAN | 16,176 | 129,408 | 26.7% | 4,880 | 39,040 | 58.2% | 485 | 8 | 3,880 |
| BELLINGHAM-KETCHIKAN | 9,837 | 5,853,015 | 35.0% | 5,252 | 3,124,940 | 80.2% | 61 | 595 | 36,295 |
| GUSTAVUS-HOONAH | 2,727 | 62,721 | 24.9% | 1,175 | 27,025 | 65.4% | 46 | 23 | 1,058 |
| GUSTAVUS-JUNEAU | 3,030 | 187,860 | 26.7% | 1,214 | 75,268 | 64.1% | 48 | 124 | 2,976 |
| GUSTAVUS-PELICAN | 77 | 3,542 | 11.0% | 22 | 1,012 | 27.8% | 3 | 46 | 138 |
| HAINES-JUNEAU | 34,337 | 2,334,916 | 40.4% | 12,078 | 821,304 | 70.0% | 279 | 136 | 18,972 |
| HAINES-SKAGWAY | 15,743 | 204,659 | 23.8% | 5,712 | 74,256 | 46.5% | 204 | 13 | 2,652 |
| HOONAH-ANGOON | 573 | 36,099 | 27.6% | 139 | 8,757 | 41.0% | 9 | 63 | 567 |
| HOONAH-GUSTAVUS | 2,728 | 62,744 | 25.9% | 1,173 | 26,979 | 68.5% | 44 | 23 | 1,012 |
| HOONAH-JUNEAU | 5,692 | 273,216 | 30.3% | 2,514 | 120,672 | 73.9% | 65 | 96 | 3,120 |
| HOONAH-KAKE | 169 | 19,604 | 9.4% | 42 | 4,872 | 12.7% | 4 | 116 | 464 |
| HOONAH-SITKA | 1,611 | 190,098 | 19.9% | 715 | 84,370 | 44.0% | 18 | 118 | 2,124 |
| HOONAH-TENAKEE | 253 | 12,397 | 22.5% | 80 | 3,920 | 37.9% | 5 | 49 | 245 |
| JUNEAU-ANGOON | 1,439 | 112,242 | 23.3% | 293 | 22,854 | 27.3% | 27 | 156 | 2,106 |
| JUNEAU-GUSTAVUS | 3,427 | 212,474 | 28.5% | 1,354 | 83,948 | 66.5% | 51 | 124 | 3,162 |
| JUNEAU-HAINES | 32,356 | 2,200,208 | 38.3% | 11,589 | 788,052 | 65.8% | 269 | 136 | 18,292 |
| JUNEAU-HOONAH | 6,517 | 312,816 | 29.7% | 2,624 | 125,952 | 66.8% | 77 | 96 | 3,696 |
| JUNEAU-KAKE | 4,063 | 463,182 | 33.4% | 1,508 | 171,912 | 59.9% | 30 | 228 | 3,420 |
| JUNEAU-KETCHIKAN | 1,644 | 386,340 | 33.2% | 961 | 225,835 | 83.1% | 11 | 235 | 2,585 |
| JUNEAU-PELICAN | 279 | 25,389 | 15.5% | 70 | 6,370 | 29.0% | 8 | 182 | 728 |
| JUNEAU-PETERSBURG | 4,255 | 523,365 | 17.8% | 1,703 | 209,469 | 34.1% | 53 | 246 | 6,519 |
| JUNEAU-SITKA | 10,135 | 1,337,820 | 31.5% | 4,766 | 629,112 | 69.0% | 88 | 264 | 11,616 |
| JUNEAU-SKAGWAY | 5,894 | 477,414 | 51.2% | 1,597 | 129,357 | 75.0% | 54 | 162 | 4,374 |
| JUNEAU-TENAKEE | 1,973 | 124,299 | 26.2% | 518 | 32,634 | 37.3% | 33 | 126 | 2,079 |
| JUNEAU-YAKUTAT | 179 | 40,454 | 13.3% | 168 | 37,968 | 84.1% | 3 | 226 | 678 |
| KAKE-ANGOON | 209 | 12,540 | 15.2% | 45 | 2,700 | 22.3% | 6 | 60 | 360 |
| KAKE-JUNEAU | 1,286 | 146,604 | 12.7% | 485 | 55,290 | 22.5% | 23 | 228 | 2,622 |
| KAKE-PETERSBURG | 4,778 | 310,570 | 22.6% | 1,819 | 118,235 | 41.2% | 47 | 65 | 3,055 |
| KAKE-SITKA | 2,977 | 342,355 | 16.1% | 1,312 | 150,880 | 35.7% | 41 | 115 | 4,715 |
| KETCHIKAN-ANNETTE BAY | 16,956 | 135,648 | 28.0% | 4,992 | 39,936 | 59.7% | 485 | 8 | 3,880 |
| KETCHIKAN-BELLINGHAM | 7,885 | 4,691,575 | 28.0% | 4,792 | 2,851,240 | 68.9% | 61 | 595 | 36,295 |
| KETCHIKAN-JUNEAU | 1,566 | 368,010 | 34.8% | 753 | 176,955 | 78.8% | 10 | 235 | 2,350 |
| KETCHIKAN-PRINCE RUPERT | 6,428 | 584,948 | 18.8% | 3,328 | 302,848 | 45.9% | 76 | 91 | 6,916 |
| KETCHIKAN-WRANGELL | 16,578 | 1,475,442 | 23.5% | 7,036 | 626,204 | 47.2% | 155 | 89 | 13,795 |
| PELICAN-GUSTAVUS | 25 | 1,150 | 5.6% | 7 | 322 | 14.5% | 2 | 46 | 92 |
| PELICAN-JUNEAU | 274 | 24,934 | 13.4% | 79 | 7,189 | 29.0% | 9 | 182 | 819 |
| PETERSBURG-JUNEAU | 11,777 | 1,448,571 | 30.9% | 5,060 | 622,380 | 60.7% | 83 | 246 | 10,209 |
| PETERSBURG-KAKE | 3,580 | 232,700 | 12.4% | 1,596 | 103,740 | 27.3% | 64 | 65 | 4,160 |
| PETERSBURG-SITKA | 1,031 | 160,836 | 28.6% | 276 | 43,056 | 46.0% | 8 | 156 | 1,248 |
| PETERSBURG-WRANGELL | 14,404 | 590,564 | 20.7% | 6,416 | 263,056 | 42.3% | 153 | 41 | 6,273 |
| PRINCE RUPERT-KETCHIKAN | 6,509 | 592,319 | 19.0% | 3,440 | 313,040 | 50.3% | 76 | 91 | 6,916 |
| SITKA-ANGOON | 1,055 | 70,685 | 24.8% | 336 | 22,512 | 45.6% | 19 | 67 | 1,273 |
| SITKA-HOONAH | 1,865 | 220,070 | 20.7% | 925 | 109,150 | 52.7% | 20 | 118 | 2,360 |
| SITKA-JUNEAU | 6,121 | 807,972 | 31.7% | 2,194 | 289,608 | 58.5% | 59 | 264 | 7,788 |
| SITKA-KAKE | 1,582 | 181,930 | 18.5% | 508 | 58,420 | 30.2% | 19 | 115 | 2,185 |
| SITKA-PETERSBURG | 5,894 | 919,464 | 24.4% | 3,055 | 476,580 | 54.0% | 52 | 156 | 8,112 |
| SKAGWAY-HAINES | 16,826 | 218,738 | 25.5% | 5,741 | 74,633 | 46.7% | 212 | 13 | 2,756 |
| SKAGWAY-JUNEAU | 4,140 | 335,340 | 36.7% | 1,080 | 87,480 | 50.2% | 45 | 162 | 3,645 |
| TENAKEE-ANGOON | 1,571 | 54,985 | 18.6% | 473 | 16,555 | 37.0% | 37 | 35 | 1,295 |
| TENAKEE-HOONAH | 90 | 4,410 | 36.0% | 15 | 735 | 38.8% | 1 | 49 | 49 |
| TENAKEE-JUNEAU | 2,832 | 178,416 | 22.2% | 795 | 50,085 | 35.5% | 56 | 126 | 3,528 |
| WRANGELL-KETCHIKAN | 14,723 | 1,310,347 | 21.2% | 6,640 | 590,960 | 43.6% | 153 | 89 | 13,617 |
| WRANGELL-PETERSBURG | 16,024 | 656,984 | 22.7% | 6,809 | 279,169 | 45.7% | 155 | 41 | 6,355 |
| YAKUTAT-JUNEAU | 195 | 44,070 | 14.4% | 140 | 31,640 | 77.1% | 3 | 226 | 678 |
| TOTAL | 338,723 | 31,944,147 | 27.8% | 133,557 | 14,705,240 | 59.0% | 4,205 | - | 295,255 |

Southwest Alaska Link Volume

| LINK | PASSENGER | | | VEHICLE | | | TRIPS | LINK LENGTH | VESSEL MILES |
|-----------------------|-----------|-----------|----------|---------|-----------|----------|-------|-------------|--------------|
| | COUNT | MILES | CAPACITY | COUNT | MILES | CAPACITY | | | |
| AKUTAN-COLD BAY | 300 | 47,400 | 20.8% | 70 | 11,060 | 18.3% | 9 | 158 | 1,422 |
| AKUTAN-DUTCH HARBOR | 616 | 27,720 | 42.8% | 65 | 2,925 | 17.2% | 9 | 45 | 405 |
| CHENEGA BAY-CORDOVA | 22 | 2,134 | 2.2% | 14 | 1,358 | 10.3% | 4 | 97 | 388 |
| CHENEGA BAY-KODIAK | 740 | 148,740 | 11.7% | 474 | 95,274 | 52.7% | 14 | 201 | 2,814 |
| CHENEGA BAY-WHITTIER | 697 | 46,699 | 10.3% | 412 | 27,604 | 40.1% | 16 | 67 | 1,072 |
| CHIGNIK-KODIAK | 406 | 101,094 | 36.3% | 106 | 26,394 | 41.6% | 7 | 249 | 1,743 |
| CHIGNIK-SAND POINT | 425 | 58,650 | 37.9% | 180 | 24,840 | 66.6% | 7 | 138 | 966 |
| COLD BAY-FALSE PASS | 458 | 26,564 | 31.8% | 72 | 4,176 | 19.0% | 9 | 58 | 522 |
| COLD BAY-KING COVE | 407 | 10,175 | 28.3% | 130 | 3,250 | 35.5% | 9 | 25 | 225 |
| CORDOVA-CHENEGA BAY | 8 | 776 | 1.6% | 1 | 97 | 1.6% | 2 | 97 | 194 |
| CORDOVA-TATITLEK | 23 | 1,150 | 1.5% | 12 | 600 | 6.8% | 6 | 50 | 300 |
| CORDOVA-VALDEZ | 1,423 | 105,302 | 12.1% | 469 | 34,706 | 28.8% | 48 | 74 | 3,552 |
| CORDOVA-WHITTIER | 6,999 | 678,903 | 13.8% | 3,670 | 355,990 | 51.8% | 204 | 97 | 19,788 |
| DUTCH HARBOR-AKUTAN | 455 | 20,475 | 31.6% | 63 | 2,835 | 16.3% | 9 | 45 | 405 |
| FALSE PASS-AKUTAN | 457 | 26,506 | 31.7% | 64 | 3,712 | 17.4% | 9 | 58 | 522 |
| HOMER-KODIAK | 3,920 | 533,120 | 26.0% | 1,887 | 256,632 | 68.9% | 58 | 136 | 7,888 |
| HOMER-PORT LIONS | 3,495 | 468,330 | 29.7% | 1,648 | 220,832 | 64.5% | 68 | 134 | 9,112 |
| HOMER-SELDOVIA | 2,988 | 50,796 | 12.3% | 1,857 | 31,569 | 39.2% | 116 | 17 | 1,972 |
| KING COVE-COLD BAY | 606 | 15,150 | 42.1% | 151 | 3,775 | 43.6% | 9 | 25 | 225 |
| KING COVE-SAND POINT | 526 | 51,548 | 36.5% | 147 | 14,406 | 37.7% | 9 | 98 | 882 |
| KODIAK-CHENEGA BAY | 603 | 121,203 | 9.6% | 363 | 72,963 | 37.2% | 14 | 201 | 2,814 |
| KODIAK-CHIGNIK | 537 | 133,713 | 47.9% | 210 | 52,290 | 74.7% | 7 | 249 | 1,743 |
| KODIAK-HOMER | 4,974 | 676,464 | 26.9% | 2,205 | 299,880 | 64.4% | 74 | 136 | 10,064 |
| KODIAK-OLD HARBOR | 118 | 11,800 | 36.9% | 45 | 4,500 | 55.4% | 2 | 100 | 200 |
| KODIAK-OUZINKIE | 2,754 | 38,556 | 25.0% | 1,219 | 17,066 | 53.6% | 58 | 14 | 812 |
| KODIAK-PORT LIONS | 780 | 21,060 | 34.8% | 364 | 9,828 | 65.8% | 14 | 27 | 378 |
| KODIAK-SELDOVIA | 90 | 10,890 | 6.7% | 58 | 7,018 | 29.9% | 3 | 121 | 363 |
| OLD HARBOR-KODIAK | 94 | 9,400 | 29.4% | 62 | 6,200 | 63.2% | 2 | 100 | 200 |
| OLD HARBOR-SAND POINT | 106 | 29,892 | 33.1% | 34 | 9,588 | 41.9% | 2 | 282 | 564 |
| OUZINKIE-KODIAK | 3,404 | 47,656 | 34.2% | 1,426 | 19,964 | 68.8% | 55 | 14 | 770 |
| OUZINKIE-PORT LIONS | 2,125 | 27,625 | 19.3% | 1,087 | 14,131 | 48.5% | 58 | 13 | 754 |
| PORT LIONS-HOMER | 2,433 | 326,022 | 28.2% | 1,242 | 166,428 | 62.4% | 54 | 134 | 7,236 |
| PORT LIONS-KODIAK | 949 | 25,623 | 23.7% | 408 | 11,016 | 43.3% | 25 | 27 | 675 |
| PORT LIONS-OUZINKIE | 2,770 | 36,010 | 27.8% | 1,302 | 16,926 | 63.5% | 55 | 13 | 715 |
| PORT LIONS-SELDOVIA | 246 | 30,012 | 9.1% | 134 | 16,348 | 34.9% | 6 | 122 | 732 |
| SAND POINT-CHIGNIK | 279 | 38,502 | 24.9% | 87 | 12,006 | 34.3% | 7 | 138 | 966 |
| SAND POINT-KING COVE | 697 | 68,306 | 48.4% | 195 | 19,110 | 54.8% | 9 | 98 | 882 |
| SAND POINT-OLD HARBOR | 82 | 23,124 | 25.6% | 59 | 16,638 | 58.1% | 2 | 282 | 564 |
| SELDOVIA-HOMER | 2,577 | 43,809 | 10.9% | 1,555 | 26,435 | 33.8% | 114 | 17 | 1,938 |
| SELDOVIA-KODIAK | 472 | 57,112 | 10.8% | 345 | 41,745 | 53.8% | 11 | 121 | 1,331 |
| SELDOVIA-PORT LIONS | 38 | 4,636 | 8.4% | 28 | 3,416 | 49.1% | 1 | 122 | 122 |
| TATITLEK-CORDOVA | 92 | 4,600 | 4.1% | 39 | 1,950 | 16.6% | 9 | 50 | 450 |
| TATITLEK-VALDEZ | 773 | 17,006 | 20.6% | 238 | 5,236 | 44.3% | 15 | 22 | 330 |
| TATITLEK-WHITTIER | 800 | 52,000 | 40.0% | 282 | 18,330 | 96.6% | 8 | 65 | 520 |
| VALDEZ-CORDOVA | 1,441 | 106,634 | 11.1% | 540 | 39,960 | 30.1% | 53 | 74 | 3,922 |
| VALDEZ-TATITLEK | 982 | 21,604 | 23.1% | 336 | 7,392 | 54.9% | 17 | 22 | 374 |
| VALDEZ-WHITTIER | 5,706 | 445,068 | 31.5% | 1,953 | 152,334 | 73.0% | 73 | 78 | 5,694 |
| WHITTIER-CHENEGA BAY | 872 | 58,424 | 11.9% | 547 | 36,649 | 52.9% | 18 | 67 | 1,206 |
| WHITTIER-CORDOVA | 7,024 | 681,328 | 14.2% | 3,616 | 350,752 | 51.6% | 199 | 97 | 19,303 |
| WHITTIER-TATITLEK | 668 | 43,420 | 38.2% | 210 | 13,650 | 87.7% | 7 | 65 | 455 |
| WHITTIER-VALDEZ | 4,792 | 373,776 | 24.7% | 1,814 | 141,492 | 64.5% | 78 | 78 | 6,084 |
| TOTAL | 74,249 | 6,006,507 | 19.6% | 33,495 | 2,733,276 | 56.0% | 1,672 | - | 126,558 |

Cross-Gulf Link Volume

| LINK | PASSENGER | | | VEHICLE | | | TRIPS LINK | LENGTH VESSEL | MILES |
|------------------|--------------|------------------|--------------|--------------|------------------|--------------|------------|---------------|---------------|
| | COUNT | MILES | CAPACITY | COUNT | MILES | CAPACITY | | | |
| HOMER-JUNEAU | 28 | 17,136 | 5.8% | 97 | 59,364 | 81.0% | 3 | 612 | 1,836 |
| JUNEAU-YAKUTAT | 1,508 | 340,808 | 30.5% | 846 | 191,196 | 95.8% | 11 | 226 | 2,486 |
| JUNEAU-HOMER | 27 | 16,524 | 8.4% | 30 | 18,360 | 41.3% | 2 | 612 | 1,224 |
| JUNEAU-SELDOVIA | 2 | 1,540 | 1.3% | 2 | 1,540 | 8.2% | 1 | 770 | 770 |
| WHITTIER-YAKUTAT | 1,753 | 529,406 | 27.8% | 1,043 | 314,986 | 88.3% | 14 | 302 | 4,228 |
| YAKUTAT-JUNEAU | 1,561 | 352,786 | 31.5% | 893 | 201,818 | 90.6% | 11 | 226 | 2,486 |
| YAKUTAT-WHITTIER | 1,615 | 487,730 | 25.6% | 948 | 286,296 | 86.2% | 14 | 302 | 4,228 |
| TOTAL | 6,494 | 1,745,930 | 26.2% | 3,859 | 1,073,560 | 85.0% | 56 | - | 17,258 |

Aurora Link Volume

| LINK | PASSENGER | | | VEHICLE | | | TRIPS | LINK LENGTH | VESSEL MILES |
|----------------------|---------------|------------------|--------------|---------------|----------------|--------------|------------|-------------|---------------|
| | COUNT | MILES | CAPACITY | COUNT | MILES | CAPACITY | | | |
| ANGOON-HOONAH | 12 | 756 | 4.8% | 3 | 189 | 7.9% | 1 | 63 | 63 |
| ANGOON-JUNEAU | 150 | 11,700 | 15.0% | 29 | 2,262 | 17.7% | 4 | 78 | 312 |
| ANGOON-TENAKEE | 288 | 10,080 | 16.5% | 50 | 1,750 | 20.9% | 6 | 35 | 245 |
| CHENEGA BAY-CORDOVA | 22 | 2,134 | 2.2% | 14 | 1,358 | 10.3% | 3 | 97 | 388 |
| CHENEGA BAY-WHITTIER | 10 | 670 | 2.0% | 3 | 201 | 5.2% | 1 | 67 | 134 |
| CORDOVA-CHENEGA BAY | 8 | 776 | 1.6% | 1 | 97 | 1.6% | 1 | 97 | 194 |
| CORDOVA-TATITLEK | 23 | 1,150 | 1.5% | 12 | 600 | 6.8% | 6 | 50 | 300 |
| CORDOVA-VALDEZ | 725 | 53,650 | 10.7% | 185 | 13,690 | 21.3% | 26 | 74 | 1,998 |
| CORDOVA-WHITTIER | 5,456 | 529,232 | 13.6% | 2,779 | 269,563 | 50.2% | 154 | 97 | 15,617 |
| GUSTAVUS-HOONAH | 143 | 3,289 | 19.1% | 64 | 1,472 | 54.3% | 3 | 23 | 69 |
| GUSTAVUS-JUNEAU | 280 | 17,360 | 28.0% | 91 | 5,642 | 58.3% | 4 | 62 | 248 |
| GUSTAVUS-PELICAN | 22 | 1,012 | 8.8% | 11 | 506 | 36.4% | 1 | 46 | 46 |
| HAINES-JUNEAU | 876 | 59,568 | 29.2% | 279 | 18,972 | 52.5% | 12 | 68 | 816 |
| HAINES-SKAGWAY | 330 | 4,290 | 11.0% | 100 | 1,300 | 20.2% | 12 | 13 | 156 |
| HOONAH-ANGOON | 140 | 8,820 | 28.0% | 21 | 1,323 | 30.8% | 2 | 63 | 126 |
| HOONAH-GUSTAVUS | 233 | 5,359 | 23.3% | 90 | 2,070 | 58.5% | 4 | 23 | 92 |
| HOONAH-JUNEAU | 299 | 14,352 | 23.9% | 119 | 5,712 | 56.4% | 5 | 48 | 240 |
| JUNEAU-ANGOON | 226 | 17,628 | 18.1% | 38 | 2,964 | 19.5% | 4 | 78 | 390 |
| JUNEAU-GUSTAVUS | 202 | 12,524 | 20.2% | 100 | 6,200 | 63.5% | 4 | 62 | 248 |
| JUNEAU-HAINES | 922 | 62,696 | 30.7% | 299 | 20,332 | 54.7% | 12 | 68 | 816 |
| JUNEAU-HOONAH | 362 | 17,376 | 24.1% | 139 | 6,672 | 56.8% | 6 | 48 | 288 |
| JUNEAU-KAKE | 79 | 9,006 | 31.6% | 14 | 1,596 | 35.6% | 1 | 114 | 114 |
| JUNEAU-TENAKEE | 148 | 9,324 | 14.8% | 26 | 1,638 | 15.1% | 4 | 63 | 252 |
| KAKE-ANGOON | 39 | 2,340 | 15.6% | 7 | 420 | 20.5% | 1 | 60 | 60 |
| PELICAN-JUNEAU | 27 | 2,457 | 10.8% | 12 | 1,092 | 39.1% | 1 | 91 | 91 |
| SKAGWAY-HAINES | 340 | 4,420 | 11.3% | 84 | 1,092 | 17.9% | 12 | 13 | 156 |
| TATITLEK-CORDOVA | 92 | 4,600 | 4.1% | 39 | 1,950 | 16.6% | 9 | 50 | 450 |
| TATITLEK-VALDEZ | 773 | 17,006 | 20.6% | 238 | 5,236 | 44.3% | 15 | 22 | 330 |
| TATITLEK-WHITTIER | 800 | 52,000 | 40.0% | 282 | 18,330 | 96.6% | 8 | 65 | 520 |
| TENAKEE-ANGOON | 115 | 4,025 | 11.5% | 26 | 910 | 16.1% | 4 | 35 | 140 |
| TENAKEE-HOONAH | 90 | 4,410 | 36.0% | 15 | 735 | 38.8% | 1 | 49 | 49 |
| TENAKEE-JUNEAU | 242 | 15,246 | 16.1% | 39 | 2,457 | 18.1% | 6 | 63 | 378 |
| VALDEZ-CORDOVA | 842 | 62,308 | 11.2% | 296 | 21,904 | 30.1% | 27 | 74 | 2,220 |
| VALDEZ-TATITLEK | 982 | 21,604 | 23.1% | 336 | 7,392 | 54.9% | 17 | 22 | 374 |
| VALDEZ-WHITTIER | 5,126 | 399,828 | 33.1% | 1,695 | 132,210 | 73.8% | 61 | 78 | 4,836 |
| WHITTIER-CHENEGA BAY | 40 | 2,680 | 4.0% | 22 | 1,474 | 16.8% | 3 | 67 | 268 |
| WHITTIER-CORDOVA | 5,528 | 536,216 | 14.1% | 2,816 | 273,152 | 51.7% | 157 | 97 | 15,229 |
| WHITTIER-TATITLEK | 668 | 43,420 | 38.2% | 210 | 13,650 | 87.7% | 7 | 65 | 455 |
| WHITTIER-VALDEZ | 4,320 | 336,960 | 26.6% | 1,588 | 123,864 | 67.2% | 63 | 78 | 5,070 |
| TOTAL | 30,980 | 2,362,272 | 17.6% | 12,172 | 971,977 | 51.0% | 688 | - | 53,778 |

Columbia Link Volume

| LINK | PASSENGER | | | VEHICLE | | | TRIPS LINK | LENGTH VESSEL | MILES |
|----------------------|---------------|------------------|--------------|---------------|------------------|--------------|---------------|------------------|---------------|
| | COUNT | MILES | CAPACITY | COUNT | MILES | CAPACITY | | | |
| BELLINGHAM-KETCHIKAN | 3,400 | 2,023,000 | 48.7% | 1,444 | 859,180 | 67.7% | 14 | 595 | 8,330 |
| HAINES-JUNEAU | 3,725 | 253,300 | 49.8% | 1,698 | 115,464 | 80.8% | 15 | 68 | 1,020 |
| HAINES-SKAGWAY | 2,884 | 37,492 | 38.5% | 1,140 | 14,820 | 62.9% | 15 | 13 | 195 |
| JUNEAU-HAINES | 3,855 | 262,140 | 51.5% | 1,611 | 109,548 | 76.5% | 15 | 68 | 1,020 |
| JUNEAU-SITKA | 3,173 | 418,836 | 42.4% | 1,579 | 208,428 | 73.2% | 15 | 132 | 1,980 |
| KETCHIKAN-BELLINGHAM | 2,847 | 1,693,965 | 38.0% | 1,558 | 927,010 | 67.3% | 15 | 595 | 8,925 |
| KETCHIKAN-WRANGELL | 3,811 | 339,179 | 50.9% | 1,371 | 122,019 | 63.1% | 15 | 89 | 1,335 |
| PETERSBURG-JUNEAU | 3,730 | 458,790 | 49.8% | 1,430 | 175,890 | 65.9% | 15 | 123 | 1,845 |
| PETERSBURG-WRANGELL | 2,564 | 105,124 | 34.3% | 1,362 | 55,842 | 61.5% | 15 | 41 | 615 |
| SITKA-PETERSBURG | 2,487 | 387,972 | 33.2% | 1,314 | 204,984 | 58.5% | 15 | 156 | 2,340 |
| SKAGWAY-HAINES | 2,589 | 33,657 | 34.6% | 1,060 | 13,780 | 57.4% | 15 | 13 | 195 |
| WRANGELL-KETCHIKAN | 2,712 | 241,368 | 36.2% | 1,420 | 126,380 | 64.7% | 15 | 89 | 1,335 |
| WRANGELL-PETERSBURG | 3,647 | 149,527 | 48.7% | 1,365 | 55,965 | 62.8% | 15 | 41 | 615 |
| TOTAL | 41,424 | 6,404,350 | 43.1% | 18,352 | 2,989,310 | 67.0% | 194 | - | 29,750 |

Fairweather Link Volume

| LINK | PASSENGER | | | VEHICLE | | | TRIPS | LINK LENGTH | VESSEL MILES |
|------------------|---------------|------------------|--------------|---------------|----------------|--------------|------------|----------------|-----------------|
| | COUNT | MILES | CAPACITY | COUNT | MILES | CAPACITY | | | |
| ANGOON-JUNEAU | 206 | 16,068 | 98.1% | 44 | 3,432 | 93.5% | 1 | 78 | 78 |
| ANGOON-SITKA | 150 | 10,050 | 71.4% | 33 | 2,211 | 75.6% | 1 | 67 | 67 |
| CORDOVA-VALDEZ | 698 | 51,652 | 13.8% | 284 | 21,016 | 39.0% | 21 | 74 | 1,554 |
| CORDOVA-WHITTIER | 1,543 | 149,671 | 15.0% | 891 | 86,427 | 58.1% | 43 | 97 | 4,171 |
| HAINES-JUNEAU | 7,602 | 516,936 | 56.4% | 2,305 | 156,740 | 84.1% | 64 | 68 | 4,352 |
| HAINES-SKAGWAY | 267 | 3,471 | 63.6% | 85 | 1,105 | 107.0% | 2 | 13 | 26 |
| JUNEAU-ANGOON | 222 | 17,316 | 105.7% | 39 | 3,042 | 91.3% | 1 | 78 | 78 |
| JUNEAU-HAINES | 5,030 | 342,040 | 48.7% | 1,644 | 111,792 | 74.5% | 49 | 68 | 3,332 |
| JUNEAU-SITKA | 1,647 | 217,404 | 46.1% | 489 | 64,548 | 71.6% | 17 | 132 | 2,244 |
| JUNEAU-SKAGWAY | 5,790 | 468,990 | 51.3% | 1,560 | 126,360 | 74.4% | 53 | 81 | 4,293 |
| SITKA-ANGOON | 116 | 7,772 | 55.2% | 40 | 2,680 | 88.1% | 1 | 67 | 67 |
| SITKA-JUNEAU | 1,500 | 198,000 | 42.0% | 462 | 60,984 | 66.3% | 17 | 132 | 2,244 |
| SKAGWAY-HAINES | 2,378 | 30,914 | 66.6% | 622 | 8,086 | 90.7% | 17 | 13 | 221 |
| SKAGWAY-JUNEAU | 3,637 | 294,597 | 44.7% | 897 | 72,657 | 60.9% | 38 | 81 | 3,078 |
| VALDEZ-CORDOVA | 599 | 44,326 | 10.9% | 244 | 18,056 | 30.2% | 23 | 74 | 1,702 |
| VALDEZ-WHITTIER | 580 | 45,240 | 22.0% | 258 | 20,124 | 68.3% | 11 | 78 | 858 |
| WHITTIER-CORDOVA | 1,496 | 145,112 | 14.8% | 800 | 77,600 | 51.2% | 42 | 97 | 4,074 |
| WHITTIER-VALDEZ | 472 | 36,816 | 15.1% | 226 | 17,628 | 50.3% | 13 | 78 | 1,014 |
| TOTAL | 33,933 | 2,596,375 | 34.8% | 10,923 | 854,488 | 64.0% | 414 | - | 33,453 |

Kennicott Link Volume

| LINK | PASSENGER | | | VEHICLE | | | TRIPS LINK | LENGTH VESSEL | MILES |
|-------------------------|---------------|------------------|--------------|---------------|------------------|--------------|------------|---------------|---------------|
| | COUNT | MILES | CAPACITY | COUNT | MILES | CAPACITY | | | |
| BELLINGHAM-KETCHIKAN | 2,943 | 1,751,085 | 27.3% | 1,842 | 1,095,990 | 74.5% | 24 | 595 | 14,280 |
| CHENEGA BAY-KODIAK | 740 | 148,740 | 11.7% | 474 | 95,274 | 52.7% | 14 | 201 | 2,814 |
| CHENEGA BAY-WHITTIER | 687 | 46,029 | 10.9% | 409 | 27,403 | 42.8% | 14 | 67 | 938 |
| HAINES-JUNEAU | 1,713 | 116,484 | 22.4% | 863 | 58,684 | 57.8% | 17 | 68 | 1,156 |
| HAINES-SKAGWAY | 440 | 5,720 | 6.1% | 194 | 2,522 | 15.1% | 16 | 13 | 208 |
| HOMER-KODIAK | 1,794 | 243,984 | 19.9% | 876 | 119,136 | 66.4% | 20 | 136 | 2,720 |
| HOMER-PORT LIONS | 64 | 8,576 | 4.7% | 28 | 3,752 | 16.0% | 3 | 134 | 402 |
| HOMER-SELDOVIA | 911 | 15,487 | 10.1% | 697 | 11,849 | 58.7% | 20 | 17 | 340 |
| JUNEAU-HAINES | 1,913 | 130,084 | 25.0% | 893 | 60,724 | 57.0% | 17 | 68 | 1,156 |
| JUNEAU-KETCHIKAN | 1,644 | 386,340 | 33.2% | 961 | 225,835 | 83.1% | 11 | 235 | 2,585 |
| JUNEAU-PETERSBURG | 265 | 32,595 | 9.8% | 96 | 11,808 | 22.6% | 6 | 123 | 738 |
| JUNEAU-SITKA | 1,208 | 159,456 | 17.9% | 965 | 127,380 | 72.4% | 15 | 132 | 1,980 |
| JUNEAU-YAKUTAT | 1,687 | 381,262 | 26.8% | 1,014 | 229,164 | 93.1% | 14 | 226 | 3,164 |
| KETCHIKAN-BELLINGHAM | 2,999 | 1,784,405 | 27.8% | 2,021 | 1,202,495 | 80.5% | 24 | 595 | 14,280 |
| KETCHIKAN-JUNEAU | 1,566 | 368,010 | 34.8% | 753 | 176,955 | 78.8% | 10 | 235 | 2,350 |
| KETCHIKAN-PRINCE RUPERT | 92 | 8,372 | 5.1% | 42 | 3,822 | 16.0% | 4 | 91 | 364 |
| KETCHIKAN-WRANGELL | 1,991 | 177,199 | 19.2% | 998 | 88,822 | 50.2% | 23 | 89 | 2,047 |
| KODIAK-CHENEGA BAY | 603 | 121,203 | 9.6% | 363 | 72,963 | 37.2% | 14 | 201 | 2,814 |
| KODIAK-HOMER | 1,964 | 267,104 | 19.0% | 865 | 117,640 | 55.1% | 23 | 136 | 3,128 |
| KODIAK-OUZINKIE | 342 | 4,788 | 12.7% | 169 | 2,366 | 43.0% | 6 | 14 | 84 |
| KODIAK-SELDOVIA | 90 | 10,890 | 6.7% | 58 | 7,018 | 29.9% | 3 | 121 | 363 |
| OUZINKIE-KODIAK | 197 | 2,758 | 10.9% | 87 | 1,218 | 34.2% | 4 | 14 | 56 |
| OUZINKIE-PORT LIONS | 282 | 3,666 | 10.4% | 151 | 1,963 | 39.2% | 6 | 13 | 78 |
| PETERSBURG-JUNEAU | 1,506 | 185,238 | 18.6% | 867 | 106,641 | 53.2% | 18 | 123 | 2,214 |
| PETERSBURG-SITKA | 485 | 75,660 | 21.6% | 137 | 21,372 | 39.7% | 5 | 156 | 780 |
| PETERSBURG-WRANGELL | 1,761 | 72,201 | 17.8% | 903 | 37,023 | 44.9% | 22 | 41 | 902 |
| PORT LIONS-OUZINKIE | 140 | 1,820 | 7.8% | 72 | 936 | 29.1% | 4 | 13 | 52 |
| PORT LIONS-SELDOVIA | 246 | 30,012 | 9.1% | 134 | 16,348 | 34.9% | 6 | 122 | 732 |
| PRINCE RUPERT-KETCHIKAN | 155 | 14,105 | 8.6% | 104 | 9,464 | 43.4% | 4 | 91 | 364 |
| SELDOVIA-HOMER | 680 | 11,560 | 8.0% | 496 | 8,432 | 44.1% | 19 | 17 | 323 |
| SELDOVIA-KODIAK | 423 | 51,183 | 10.4% | 304 | 36,784 | 53.2% | 9 | 121 | 1,089 |
| SELDOVIA-PORT LIONS | 38 | 4,636 | 8.4% | 28 | 3,416 | 49.1% | 1 | 122 | 122 |
| SITKA-JUNEAU | 314 | 41,448 | 14.0% | 185 | 24,420 | 55.4% | 5 | 132 | 660 |
| SITKA-PETERSBURG | 1,310 | 204,360 | 19.4% | 795 | 124,020 | 56.7% | 15 | 156 | 2,340 |
| SKAGWAY-HAINES | 556 | 7,228 | 7.7% | 255 | 3,315 | 18.9% | 16 | 13 | 208 |
| WHITTIER-CHENEGA BAY | 832 | 55,744 | 13.2% | 525 | 35,175 | 58.3% | 14 | 67 | 938 |
| WHITTIER-YAKUTAT | 1,753 | 529,406 | 27.8% | 1,043 | 314,986 | 88.3% | 14 | 302 | 4,228 |
| WRANGELL-KETCHIKAN | 1,774 | 157,886 | 17.9% | 943 | 83,927 | 46.2% | 22 | 89 | 1,958 |
| WRANGELL-PETERSBURG | 1,860 | 76,260 | 18.0% | 952 | 39,032 | 47.5% | 23 | 41 | 943 |
| YAKUTAT-JUNEAU | 1,756 | 396,856 | 27.9% | 1,033 | 233,458 | 83.8% | 14 | 226 | 3,164 |
| YAKUTAT-WHITTIER | 1,615 | 487,730 | 25.6% | 948 | 286,296 | 86.2% | 14 | 302 | 4,228 |
| TOTAL | 43,339 | 8,577,570 | 22.9% | 24,543 | 5,129,828 | 69.0% | 533 | - | 83,290 |

LeConte Link Volume

| LINK | PASSENGER | | | VEHICLE | | | TRIPS | LINK LENGTH | VESSEL MILES |
|------------------|-----------|-----------|----------|---------|-----------|----------|-------|-------------|--------------|
| | COUNT | MILES | CAPACITY | COUNT | MILES | CAPACITY | | | |
| ANGOON-JUNEAU | 925 | 72,150 | 19.8% | 238 | 18,564 | 31.4% | 21 | 78 | 1,638 |
| ANGOON-KAKE | 81 | 4,860 | 36.0% | 14 | 840 | 37.3% | 1 | 60 | 60 |
| ANGOON-SITKA | 577 | 38,659 | 18.3% | 178 | 11,926 | 35.3% | 14 | 67 | 938 |
| ANGOON-TENAKEE | 2,039 | 71,365 | 18.1% | 674 | 23,590 | 36.8% | 50 | 35 | 1,750 |
| GUSTAVUS-HOONAH | 2,445 | 56,235 | 26.3% | 1,052 | 24,196 | 69.9% | 41 | 23 | 943 |
| GUSTAVUS-JUNEAU | 2,499 | 154,938 | 26.4% | 1,006 | 62,372 | 63.5% | 42 | 62 | 2,604 |
| GUSTAVUS-PELICAN | 55 | 2,530 | 12.2% | 11 | 506 | 23.5% | 2 | 46 | 92 |
| HAINES-JUNEAU | 11,820 | 803,760 | 50.0% | 3,469 | 235,892 | 83.7% | 105 | 68 | 7,140 |
| HAINES-SKAGWAY | 7,512 | 97,656 | 32.1% | 2,500 | 32,500 | 65.0% | 104 | 13 | 1,352 |
| HOONAH-ANGOON | 433 | 27,279 | 27.5% | 118 | 7,434 | 44.0% | 7 | 63 | 441 |
| HOONAH-GUSTAVUS | 2,301 | 52,923 | 26.7% | 993 | 22,839 | 70.9% | 38 | 23 | 874 |
| HOONAH-JUNEAU | 3,182 | 152,736 | 33.7% | 1,353 | 64,944 | 85.1% | 42 | 48 | 2,016 |
| HOONAH-TENAKEE | 253 | 12,397 | 22.5% | 80 | 3,920 | 37.9% | 5 | 49 | 245 |
| JUNEAU-ANGOON | 991 | 77,298 | 21.0% | 216 | 16,848 | 26.3% | 21 | 78 | 1,638 |
| JUNEAU-GUSTAVUS | 3,042 | 188,604 | 30.0% | 1,163 | 72,106 | 68.1% | 45 | 62 | 2,790 |
| JUNEAU-HAINES | 11,351 | 771,868 | 49.0% | 3,325 | 226,100 | 79.6% | 103 | 68 | 7,004 |
| JUNEAU-HOONAH | 3,775 | 181,200 | 32.9% | 1,529 | 73,392 | 79.7% | 51 | 48 | 2,448 |
| JUNEAU-KAKE | 102 | 11,628 | 9.1% | 28 | 3,192 | 17.3% | 5 | 114 | 570 |
| JUNEAU-PELICAN | 279 | 25,389 | 15.5% | 70 | 6,370 | 29.0% | 8 | 92 | 728 |
| JUNEAU-SITKA | 834 | 110,088 | 20.6% | 299 | 39,468 | 43.4% | 18 | 132 | 2,376 |
| JUNEAU-SKAGWAY | 104 | 8,424 | 46.2% | 37 | 2,997 | 100.0% | 1 | 81 | 81 |
| JUNEAU-TENAKEE | 1,825 | 114,975 | 28.0% | 492 | 30,996 | 40.4% | 29 | 63 | 1,827 |
| KAKE-ANGOON | 170 | 10,200 | 15.1% | 38 | 2,280 | 22.7% | 5 | 60 | 300 |
| KAKE-JUNEAU | 5 | 570 | 2.2% | 3 | 342 | 7.4% | 1 | 114 | 114 |
| PELICAN-GUSTAVUS | 25 | 1,150 | 5.6% | 7 | 322 | 14.5% | 2 | 46 | 92 |
| PELICAN-JUNEAU | 247 | 22,477 | 13.7% | 67 | 6,097 | 27.7% | 8 | 91 | 728 |
| SITKA-ANGOON | 939 | 62,913 | 23.2% | 296 | 19,832 | 43.3% | 18 | 67 | 1,206 |
| SITKA-JUNEAU | 1,053 | 138,996 | 33.4% | 309 | 40,788 | 57.1% | 14 | 132 | 1,848 |
| SKAGWAY-HAINES | 7,333 | 95,329 | 31.0% | 2,376 | 30,888 | 61.9% | 105 | 13 | 1,365 |
| TENAKEE-ANGOON | 1,456 | 50,960 | 19.6% | 447 | 15,645 | 39.5% | 33 | 35 | 1,155 |
| TENAKEE-JUNEAU | 2,590 | 163,170 | 23.0% | 756 | 47,628 | 37.6% | 50 | 63 | 3,150 |
| TOTAL | 70,243 | 3,582,727 | 32.1% | 23,144 | 1,144,814 | 60.0% | 989 | - | 49,513 |

Lituya Link Volume

| LINK | PASSENGER | | | VEHICLE | | | TRIPS | LINK LENGTH | VESSEL MILES |
|-----------------------|---------------|----------------|--------------|--------------|---------------|--------------|------------|-------------|--------------|
| | COUNT | MILES | CAPACITY | COUNT | MILES | CAPACITY | | | |
| ANNETTE BAY-KETCHIKAN | 16,176 | 129,408 | 26.7% | 4,880 | 39,040 | 58.2% | 485 | 8 | 3,880 |
| KETCHIKAN-ANNETTE BAY | 16,956 | 135,648 | 28.0% | 4,992 | 39,936 | 59.7% | 485 | 8 | 3,880 |
| TOTAL | 33,132 | 265,056 | 27.3% | 9,872 | 78,976 | 59.0% | 970 | - | 7,760 |

Malaspina Link Volume

| LINK | PASSENGER | | | VEHICLE | | | TRIPS | LINK LENGTH | VESSEL MILES |
|----------------------|---------------|------------------|--------------|---------------|------------------|--------------|------------|-------------|---------------|
| | COUNT | MILES | CAPACITY | COUNT | MILES | CAPACITY | | | |
| BELLINGHAM-KETCHIKAN | 3,494 | 2,078,930 | 33.8% | 1,966 | 1,169,770 | 95.8% | 23 | 595 | 13,685 |
| HAINES-JUNEAU | 2,906 | 197,608 | 30.8% | 1,239 | 84,252 | 66.5% | 21 | 68 | 1,428 |
| HAINES-SKAGWAY | 1,385 | 18,005 | 13.4% | 502 | 6,526 | 25.8% | 23 | 13 | 299 |
| JUNEAU-HAINES | 3,318 | 225,624 | 33.5% | 1,308 | 88,944 | 67.2% | 22 | 68 | 1,496 |
| JUNEAU-PETERSBURG | 200 | 24,600 | 22.2% | 109 | 13,407 | 64.1% | 2 | 123 | 246 |
| JUNEAU-SITKA | 2,611 | 344,652 | 29.0% | 1,263 | 166,716 | 71.9% | 20 | 132 | 2,640 |
| KAKE-PETERSBURG | 142 | 9,230 | 31.6% | 71 | 4,615 | 83.2% | 1 | 65 | 65 |
| KETCHIKAN-BELLINGHAM | 2,039 | 1,213,205 | 20.6% | 1,213 | 721,735 | 59.6% | 22 | 595 | 13,090 |
| KETCHIKAN-WRANGELL | 3,970 | 353,330 | 39.9% | 1,625 | 144,625 | 85.1% | 22 | 89 | 1,958 |
| PETERSBURG-JUNEAU | 3,082 | 379,086 | 34.1% | 1,389 | 170,847 | 78.1% | 20 | 123 | 2,460 |
| PETERSBURG-SITKA | 501 | 78,156 | 55.7% | 133 | 20,748 | 78.5% | 2 | 156 | 312 |
| PETERSBURG-WRANGELL | 2,398 | 98,318 | 24.2% | 1,064 | 43,624 | 54.5% | 22 | 41 | 902 |
| SITKA-JUNEAU | 693 | 91,476 | 77.0% | 168 | 22,176 | 97.0% | 2 | 132 | 264 |
| SITKA-KAKE | 150 | 17,250 | 33.3% | 71 | 8,165 | 85.5% | 1 | 115 | 115 |
| SITKA-PETERSBURG | 1,954 | 304,824 | 22.9% | 887 | 138,372 | 52.0% | 19 | 156 | 2,964 |
| SKAGWAY-HAINES | 1,089 | 14,157 | 11.5% | 460 | 5,980 | 25.2% | 21 | 13 | 273 |
| SKAGWAY-JUNEAU | 82 | 6,642 | 18.2% | 38 | 3,078 | 45.0% | 1 | 81 | 81 |
| WRANGELL-KETCHIKAN | 2,546 | 226,594 | 25.7% | 1,109 | 98,701 | 56.6% | 22 | 89 | 1,958 |
| WRANGELL-PETERSBURG | 3,790 | 155,390 | 38.1% | 1,557 | 63,837 | 80.4% | 22 | 41 | 902 |
| TOTAL | 36,350 | 5,837,077 | 28.7% | 16,172 | 2,976,118 | 74.0% | 288 | - | 45,138 |

Matanuska Link Volume

| LINK | PASSENGER | | | VEHICLE | | | TRIPS | LINK LENGTH | VESSEL MILES |
|-------------------------|---------------|------------------|--------------|---------------|------------------|--------------|--------------|-------------|---------------|
| | COUNT | MILES | CAPACITY | COUNT | MILES | CAPACITY | | | |
| GUSTAVUS-HOONAH | 139 | 3,197 | 15.4% | 59 | 1,357 | 35.5% | 2 | 23 | 46 |
| GUSTAVUS-JUNEAU | 251 | 15,562 | 27.9% | 117 | 7,254 | 74.1% | 2 | 62 | 124 |
| HAINES-JUNEAU | 5,695 | 387,260 | 28.1% | 2,225 | 151,300 | 52.0% | 45 | 68 | 3,060 |
| HAINES-SKAGWAY | 2,925 | 38,025 | 20.3% | 1,191 | 15,483 | 42.8% | 32 | 13 | 416 |
| HOONAH-GUSTAVUS | 194 | 4,462 | 21.6% | 90 | 2,070 | 58.7% | 2 | 23 | 46 |
| HOONAH-JUNEAU | 2,211 | 106,128 | 27.3% | 1,042 | 50,016 | 65.3% | 18 | 48 | 864 |
| HOONAH-KAKE | 169 | 19,604 | 9.4% | 42 | 4,872 | 12.7% | 4 | 116 | 464 |
| HOONAH-SITKA | 1,611 | 190,098 | 19.9% | 715 | 84,370 | 44.0% | 18 | 118 | 2,124 |
| JUNEAU-GUSTAVUS | 183 | 11,346 | 20.3% | 91 | 5,642 | 54.2% | 2 | 62 | 124 |
| JUNEAU-HAINES | 5,967 | 405,756 | 26.0% | 2,509 | 170,612 | 50.1% | 51 | 68 | 3,468 |
| JUNEAU-HOONAH | 2,380 | 114,240 | 26.4% | 956 | 45,888 | 54.7% | 20 | 48 | 960 |
| JUNEAU-KAKE | 3,882 | 442,548 | 35.9% | 1,466 | 167,124 | 63.9% | 24 | 114 | 2,736 |
| JUNEAU-PETERSBURG | 3,790 | 466,170 | 18.7% | 211 | 184,254 | 34.0% | 45 | 123 | 5,535 |
| JUNEAU-SITKA | 662 | 87,384 | 49.0% | 171 | 22,572 | 63.7% | 3 | 132 | 396 |
| KAKE-JUNEAU | 1,281 | 146,034 | 12.9% | 482 | 54,948 | 22.8% | 22 | 114 | 2,508 |
| KAKE-PETERSBURG | 4,636 | 301,340 | 22.4% | 1,748 | 113,620 | 40.2% | 46 | 65 | 2,990 |
| KAKE-SITKA | 2,977 | 342,355 | 16.1% | 1,312 | 150,880 | 35.7% | 41 | 115 | 4,715 |
| KETCHIKAN-PRINCE RUPERT | 6,336 | 576,576 | 19.6% | 3,286 | 299,026 | 47.2% | 72 | 91 | 6,552 |
| KETCHIKAN-WRANGELL | 6,806 | 605,734 | 15.9% | 3,042 | 270,738 | 34.2% | 95 | 89 | 8,455 |
| PETERSBURG-JUNEAU | 3,459 | 425,457 | 25.6% | 1,374 | 169,002 | 49.1% | 30 | 123 | 3,690 |
| PETERSBURG-KAKE | 3,580 | 232,700 | 12.4% | 1,596 | 103,740 | 27.3% | 64 | 65 | 4,160 |
| PETERSBURG-SITKA | 45 | 7,020 | 10.0% | 6 | 936 | 6.6% | 1 | 156 | 156 |
| PETERSBURG-WRANGELL | 7,681 | 314,921 | 18.2% | 3,087 | 126,567 | 34.7% | 94 | 41 | 3,854 |
| PRINCE RUPERT-KETCHIKAN | 6,354 | 578,214 | 19.6% | 3,336 | 303,576 | 50.6% | 72 | 91 | 6,552 |
| SITKA-HOONAH | 1,865 | 220,070 | 20.7% | 925 | 109,150 | 52.7% | 20 | 118 | 2,360 |
| SITKA-JUNEAU | 2,561 | 338,052 | 27.1% | 1,070 | 141,240 | 53.3% | 21 | 132 | 2,772 |
| SITKA-KAKE | 1,432 | 164,680 | 17.7% | 437 | 50,255 | 27.1% | 18 | 115 | 2,070 |
| SITKA-PETERSBURG | 143 | 22,308 | 10.6% | 59 | 9,204 | 24.1% | 3 | 156 | 468 |
| SKAGWAY-HAINES | 2,541 | 33,033 | 21.7% | 884 | 11,492 | 40.2% | 26 | 13 | 338 |
| SKAGWAY-JUNEAU | 421 | 34,101 | 15.6% | 145 | 11,745 | 25.8% | 6 | 81 | 486 |
| WRANGELL-KETCHIKAN | 7,691 | 684,499 | 18.2% | 3,168 | 281,952 | 35.4% | 94 | 89 | 8,366 |
| WRANGELL-PETERSBURG | 6,727 | 275,807 | 15.7% | 2,935 | 120,335 | 33.4% | 95 | 41 | 3,895 |
| TOTAL | 96,595 | 7,594,681 | 19.9% | 41,064 | 3,241,220 | 41.0% | 1,088 | - | 84,750 |

Tustumena Link Volume

| LINK | PASSENGER | | | VEHICLE | | | TRIPS | LINK LENGTH | VESSEL MILES |
|-----------------------|---------------|------------------|--------------|---------------|------------------|--------------|------------|-------------|---------------|
| | COUNT | MILES | CAPACITY | COUNT | MILES | CAPACITY | | | |
| AKUTAN-COLD BAY | 300 | 47,400 | 20.8% | 70 | 11,060 | 18.3% | 9 | 158 | 1,422 |
| AKUTAN-DUTCH HARBOR | 616 | 27,720 | 42.8% | 65 | 2,925 | 17.2% | 9 | 45 | 405 |
| CHIGNIK-KODIAK | 406 | 101,094 | 36.6% | 106 | 26,394 | 41.6% | 7 | 249 | 1,743 |
| CHIGNIK-SAND POINT | 425 | 58,650 | 37.9% | 180 | 24,840 | 66.6% | 7 | 138 | 966 |
| COLD BAY-FALSE PASS | 458 | 26,564 | 31.8% | 72 | 4,176 | 19.0% | 9 | 58 | 522 |
| COLD BAY-KING COVE | 407 | 10,175 | 28.3% | 130 | 3,250 | 35.5% | 9 | 25 | 225 |
| DUTCH HARBOR-AKUTAN | 455 | 20,475 | 31.6% | 63 | 2,835 | 16.3% | 9 | 45 | 405 |
| FALSE PASS-AKUTAN | 457 | 26,506 | 31.7% | 64 | 3,712 | 17.4% | 9 | 58 | 522 |
| HOMER-JUNEAU | 28 | 17,136 | 5.8% | 97 | 59,364 | 81.0% | 3 | 612 | 1,836 |
| HOMER-KODIAK | 2,126 | 289,136 | 35.0% | 1,011 | 137,496 | 71.3% | 38 | 136 | 5,168 |
| HOMER-PORT LIONS | 3,431 | 459,754 | 33.0% | 1,620 | 217,080 | 68.9% | 65 | 134 | 8,710 |
| HOMER-SELDOVIA | 2,077 | 35,309 | 13.5% | 1,160 | 19,720 | 31.7% | 96 | 17 | 1,632 |
| JUNEAU-HOMER | 27 | 16,524 | 8.4% | 30 | 18,360 | 41.3% | 2 | 612 | 1,224 |
| JUNEAU-SELDOVIA | 2 | 1,540 | 1.3% | 2 | 1,540 | 8.2% | 1 | 770 | 770 |
| KING COVE-COLD BAY | 606 | 15,150 | 42.1% | 151 | 3,775 | 43.6% | 9 | 25 | 225 |
| KING COVE-SAND POINT | 526 | 51,548 | 36.5% | 147 | 14,406 | 37.7% | 9 | 98 | 882 |
| KODIAK-CHIGNIK | 537 | 133,713 | 47.9% | 210 | 52,290 | 74.7% | 7 | 249 | 1,743 |
| KODIAK-HOMER | 3,010 | 409,360 | 36.9% | 1,340 | 182,240 | 71.9% | 51 | 136 | 6,936 |
| KODIAK-OLD HARBOR | 118 | 11,800 | 36.9% | 45 | 4,500 | 55.4% | 2 | 100 | 200 |
| KODIAK-OUZINKIE | 2,412 | 33,768 | 29.0% | 1,050 | 14,700 | 56.0% | 52 | 14 | 728 |
| KODIAK-PORT LIONS | 780 | 21,060 | 34.8% | 364 | 9,828 | 65.8% | 14 | 27 | 378 |
| OLD HARBOR-KODIAK | 94 | 9,400 | 29.4% | 62 | 6,200 | 63.2% | 2 | 100 | 200 |
| OLD HARBOR-SAND POINT | 106 | 29,892 | 33.1% | 34 | 9,588 | 41.9% | 2 | 282 | 564 |
| OUZINKIE-KODIAK | 3,207 | 44,898 | 39.3% | 1,339 | 18,746 | 74.3% | 51 | 14 | 714 |
| OUZINKIE-PORT LIONS | 1,843 | 23,959 | 22.2% | 936 | 12,168 | 50.6% | 52 | 13 | 676 |
| PORT LIONS-HOMER | 2,433 | 326,022 | 28.2% | 1,242 | 166,428 | 62.4% | 54 | 134 | 7,236 |
| PORT LIONS-KODIAK | 949 | 25,623 | 23.7% | 408 | 11,016 | 43.3% | 25 | 27 | 675 |
| PORT LIONS-OUZINKIE | 2,630 | 34,190 | 32.2% | 1,230 | 15,990 | 68.9% | 51 | 13 | 663 |
| SAND POINT-CHIGNIK | 279 | 38,502 | 24.9% | 87 | 12,006 | 34.3% | 7 | 138 | 966 |
| SAND POINT-KING COVE | 697 | 68,306 | 48.4% | 195 | 19,110 | 54.8% | 9 | 98 | 882 |
| SAND POINT-OLD HARBOR | 82 | 23,124 | 25.6% | 59 | 16,638 | 58.1% | 2 | 282 | 564 |
| SELDOVIA-HOMER | 1,897 | 32,249 | 12.5% | 1,059 | 18,003 | 29.9% | 95 | 17 | 1,615 |
| SELDOVIA-KODIAK | 49 | 5,929 | 15.3% | 41 | 4,961 | 58.7% | 2 | 121 | 242 |
| TOTAL | 33,470 | 2,476,476 | 30.0% | 14,669 | 1,125,345 | 58.0% | 769 | - | 51,639 |

Monthly Southeast Link Volume

(January - June)

| LINK | JANUARY | | | FEBRUARY | | | MARCH | | | APRIL | | | MAY | | | JUNE | | |
|-------------------------|---------------|--------------|------------|---------------|--------------|------------|---------------|--------------|------------|---------------|--------------|------------|---------------|---------------|------------|---------------|---------------|------------|
| | PASS | VEH | TRIPS | PASS | VEH | TRIPS | PASS | VEH | TRIPS | PASS | VEH | TRIPS | PASS | VEH | TRIPS | PASS | VEH | TRIPS |
| ANGOON-HOONAH | - | - | - | - | - | - | - | - | - | - | - | - | - | - | - | - | - | - |
| ANGOON-JUNEAU | 81 | 11 | 1 | - | - | - | 384 | 85 | 5 | 93 | 30 | 4 | 12 | 4 | 1 | 210 | 46 | 2 |
| ANGOON-KAKE | - | - | - | - | - | - | 81 | 14 | 1 | - | - | - | - | - | - | - | - | - |
| ANGOON-SITKA | - | - | - | - | - | - | - | - | - | - | - | - | 145 | 21 | 3 | 266 | 79 | 3 |
| ANGOON-TENAKEE | 78 | 15 | 2 | 107 | 34 | 4 | 182 | 48 | 6 | 115 | 33 | 5 | 253 | 67 | 4 | 254 | 130 | 5 |
| ANNETTE BAY-KETCHIKAN | 378 | 140 | 17 | 614 | 208 | 19 | 1,355 | 479 | 43 | 1,284 | 446 | 45 | 1,259 | 394 | 44 | 1,331 | 433 | 43 |
| BELLINGHAM-KETCHIKAN | 606 | 364 | 5 | 478 | 280 | 4 | 703 | 346 | 4 | 807 | 441 | 5 | 928 | 571 | 6 | 1,549 | 696 | 6 |
| GUSTAVUS-HOONAH | 82 | 43 | 2 | 203 | 93 | 4 | 82 | 50 | 3 | 178 | 93 | 4 | 255 | 153 | 5 | 227 | 93 | 3 |
| GUSTAVUS-JUNEAU | 198 | 76 | 3 | 161 | 87 | 2 | 178 | 83 | 5 | 114 | 68 | 4 | 163 | 82 | 4 | 483 | 156 | 5 |
| GUSTAVUS-PELICAN | 27 | 3 | 1 | - | - | - | - | - | - | 28 | 8 | 1 | - | - | - | - | - | - |
| HAINES-JUNEAU | 1,334 | 395 | 12 | 1,403 | 487 | 13 | 1,749 | 597 | 19 | 1,960 | 697 | 19 | 3,102 | 1,251 | 33 | 4,170 | 1,561 | 33 |
| HAINES-SKAGWAY | 552 | 145 | 13 | 522 | 187 | 14 | 652 | 199 | 15 | 1,361 | 433 | 19 | 1,159 | 504 | 19 | 2,418 | 835 | 18 |
| HOONAH-ANGOON | - | - | - | 54 | 15 | 1 | 140 | 34 | 1 | - | - | - | - | - | - | - | - | - |
| HOONAH-GUSTAVUS | 119 | 57 | 2 | 151 | 71 | 2 | 147 | 76 | 5 | 127 | 62 | 3 | 208 | 121 | 4 | 413 | 175 | 5 |
| HOONAH-JUNEAU | 453 | 189 | 4 | 292 | 108 | 4 | 503 | 224 | 6 | 592 | 289 | 7 | 281 | 177 | 5 | 286 | 104 | 3 |
| HOONAH-KAKE | 135 | 29 | 3 | 34 | 13 | 1 | - | - | - | - | - | - | - | - | - | - | - | - |
| HOONAH-SITKA | 183 | 64 | 2 | 80 | 23 | 1 | 221 | 55 | 1 | 182 | 92 | 3 | - | - | - | - | - | - |
| HOONAH-TENAKEE | - | - | - | - | - | - | - | - | - | - | - | - | - | - | - | - | - | - |
| JUNEAU-ANGOON | 122 | 24 | 2 | 89 | 16 | 1 | 328 | 73 | 6 | 203 | 49 | 5 | - | - | - | 222 | 39 | 1 |
| JUNEAU-GUSTAVUS | 178 | 65 | 3 | 184 | 108 | 4 | 133 | 73 | 3 | 266 | 142 | 5 | 335 | 161 | 5 | 391 | 101 | 3 |
| JUNEAU-HAINES | 1,491 | 449 | 16 | 1,494 | 509 | 14 | 1,991 | 651 | 18 | 2,532 | 866 | 22 | 2,995 | 1,160 | 29 | 4,134 | 1,438 | 27 |
| JUNEAU-HOONAH | 484 | 172 | 5 | 263 | 80 | 3 | 731 | 247 | 8 | 486 | 216 | 6 | 256 | 168 | 4 | 500 | 205 | 5 |
| JUNEAU-KAKE | - | - | - | 50 | 11 | 2 | 52 | 17 | 3 | - | - | - | 382 | 165 | 4 | 801 | 312 | 5 |
| JUNEAU-KETCHIKAN | - | - | - | - | - | - | - | - | - | - | - | - | 264 | 159 | 2 | 355 | 214 | 2 |
| JUNEAU-PELICAN | - | - | - | - | - | - | 25 | 4 | 1 | - | - | - | 36 | 12 | 1 | 68 | 13 | 1 |
| JUNEAU-PETERSBURG | 99 | 46 | 4 | 125 | 53 | 4 | 373 | 146 | 7 | 384 | 171 | 5 | 413 | 132 | 5 | 314 | 115 | 3 |
| JUNEAU-SITKA | 445 | 218 | 4 | 567 | 309 | 7 | 539 | 234 | 5 | 806 | 262 | 4 | 1,034 | 522 | 12 | 2,085 | 765 | 14 |
| JUNEAU-SKAGWAY | - | - | - | - | - | - | 104 | 37 | 1 | - | - | - | 656 | 190 | 10 | 1,242 | 351 | 11 |
| JUNEAU-TENAKEE | 45 | 7 | 1 | - | - | - | 70 | 15 | 2 | 126 | 26 | 4 | 248 | 62 | 4 | 274 | 82 | 4 |
| JUNEAU-YAKUTAT | - | - | - | - | - | - | 83 | 50 | 1 | 96 | 118 | 2 | - | - | - | - | - | - |
| KAKE-ANGOON | - | - | - | 27 | 9 | 2 | 143 | 29 | 3 | - | - | - | - | - | - | - | - | - |
| KAKE-JUNEAU | 79 | 25 | 2 | 58 | 17 | 1 | 30 | 8 | 2 | 127 | 57 | 4 | - | - | - | 382 | 88 | 1 |
| KAKE-PETERSBURG | 110 | 48 | 5 | 21 | 10 | 1 | 72 | 21 | 1 | 312 | 143 | 5 | 313 | 137 | 4 | 758 | 258 | 5 |
| KAKE-SITKA | 200 | 83 | 4 | 37 | 20 | 1 | 152 | 69 | 2 | 387 | 192 | 5 | 355 | 143 | 4 | 189 | 78 | 2 |
| KETCHIKAN-ANNETTE BAY | 457 | 158 | 16 | 677 | 223 | 20 | 1,529 | 488 | 43 | 1,301 | 438 | 44 | 1,316 | 411 | 45 | 1,492 | 437 | 43 |
| KETCHIKAN-BELLINGHAM | 385 | 218 | 4 | 381 | 225 | 5 | 283 | 179 | 4 | 523 | 290 | 4 | 555 | 345 | 6 | 1,238 | 709 | 7 |
| KETCHIKAN-JUNEAU | - | - | - | - | - | - | - | - | - | - | - | - | 260 | 145 | 2 | 417 | 181 | 2 |
| KETCHIKAN-PRINCE RUPERT | 72 | 46 | 5 | 66 | 41 | 4 | 120 | 58 | 4 | 149 | 70 | 5 | 283 | 163 | 9 | 868 | 346 | 8 |
| KETCHIKAN-WRANGELL | 894 | 419 | 14 | 799 | 335 | 12 | 1,266 | 506 | 14 | 1,803 | 659 | 14 | 1,402 | 703 | 12 | 2,525 | 997 | 13 |
| PELICAN-GUSTAVUS | 11 | 4 | 1 | - | - | - | - | - | - | 14 | 3 | 1 | - | - | - | - | - | - |
| PELICAN-JUNEAU | - | - | - | - | - | - | 17 | 2 | 1 | - | - | - | 20 | 12 | 1 | 43 | 11 | 1 |
| PETERSBURG-JUNEAU | 675 | 313 | 8 | 561 | 249 | 7 | 673 | 288 | 7 | 727 | 315 | 4 | 1,157 | 530 | 8 | 2,017 | 827 | 10 |
| PETERSBURG-KAKE | 193 | 101 | 6 | 97 | 30 | 2 | 141 | 69 | 3 | 469 | 239 | 9 | 292 | 129 | 4 | 468 | 142 | 3 |
| PETERSBURG-SITKA | - | - | - | 93 | 34 | 3 | 540 | 170 | 4 | 398 | 72 | 1 | - | - | - | - | - | - |
| PETERSBURG-WRANGELL | 610 | 258 | 13 | 685 | 288 | 13 | 867 | 299 | 13 | 1,283 | 410 | 12 | 982 | 475 | 14 | 1,699 | 735 | 12 |
| PRINCE RUPERT-KETCHIKAN | 122 | 64 | 4 | 89 | 57 | 4 | 288 | 168 | 5 | 527 | 311 | 5 | 824 | 477 | 9 | 1,281 | 587 | 8 |
| SITKA-ANGOON | - | - | - | - | - | - | - | - | - | - | - | - | 238 | 51 | 4 | 427 | 135 | 6 |
| SITKA-HOONAH | 352 | 141 | 4 | 153 | 52 | 2 | 293 | 125 | 2 | 336 | 154 | 3 | - | - | - | - | - | - |
| SITKA-JUNEAU | - | - | - | 132 | 71 | 2 | 555 | 205 | 4 | 676 | 182 | 3 | 736 | 273 | 10 | 919 | 314 | 8 |
| SITKA-KAKE | 88 | 32 | 2 | - | - | - | 118 | 29 | 1 | 358 | 153 | 5 | - | - | - | 390 | 61 | 1 |
| SITKA-PETERSBURG | 327 | 174 | 4 | 507 | 234 | 8 | 564 | 183 | 5 | 515 | 119 | 2 | 488 | 275 | 5 | 691 | 368 | 4 |
| SKAGWAY-HAINES | 307 | 79 | 9 | 526 | 160 | 13 | 510 | 198 | 16 | 936 | 322 | 16 | 1,474 | 660 | 22 | 2,877 | 1,088 | 23 |
| SKAGWAY-JUNEAU | 214 | 59 | 3 | 124 | 56 | 2 | - | - | - | 165 | 68 | 2 | 291 | 102 | 7 | 489 | 127 | 6 |
| TENAKEE-ANGOON | 60 | 7 | 1 | - | - | - | 32 | 12 | 2 | 71 | 26 | 4 | 182 | 47 | 4 | 200 | 65 | 4 |
| TENAKEE-HOONAH | - | - | - | - | - | - | - | - | - | - | - | - | - | - | - | - | - | - |
| TENAKEE-JUNEAU | 95 | 15 | 2 | 104 | 32 | 4 | 209 | 51 | 6 | 163 | 32 | 5 | 306 | 76 | 4 | 307 | 141 | 5 |
| WRANGELL-KETCHIKAN | 636 | 268 | 13 | 720 | 290 | 13 | 815 | 302 | 13 | 1,369 | 424 | 12 | 819 | 373 | 13 | 1,784 | 828 | 13 |
| WRANGELL-PETERSBURG | 884 | 412 | 14 | 774 | 321 | 12 | 1,222 | 485 | 14 | 1,727 | 637 | 14 | 1,364 | 670 | 12 | 2,468 | 962 | 13 |
| YAKUTAT-JUNEAU | - | - | - | - | - | - | 83 | 49 | 1 | 112 | 91 | 2 | - | - | - | - | - | - |
| TOTAL | 13,861 | 5,436 | 236 | 13,502 | 5,446 | 235 | 21,328 | 7,830 | 339 | 26,188 | 9,949 | 353 | 28,041 | 12,273 | 403 | 45,922 | 17,428 | 400 |

Monthly Southeast Link Volume

(July - December)

| LINK | JULY | | | AUGUST | | | SEPTEMBER | | | OCTOBER | | | NOVEMBER | | | DECEMBER | | |
|-------------------------|---------------|---------------|------------|---------------|---------------|------------|---------------|---------------|------------|---------------|---------------|------------|---------------|--------------|------------|---------------|--------------|------------|
| | PASS | VEH | TRIPS | PASS | VEH | TRIPS | PASS | VEH | TRIPS | PASS | VEH | TRIPS | PASS | VEH | TRIPS | PASS | VEH | TRIPS |
| ANGOON-HOONAH | - | - | - | - | - | - | - | - | - | - | - | - | - | - | 12 | 3 | 1 | |
| ANGOON-JUNEAU | - | - | - | - | - | - | 21 | 5 | 1 | 176 | 67 | 4 | 154 | 34 | 4 | 150 | 29 | 4 |
| ANGOON-KAKE | - | - | - | - | - | - | - | - | - | - | - | - | - | - | - | - | - | - |
| ANGOON-SITKA | 147 | 49 | 4 | 151 | 50 | 4 | 18 | 12 | 1 | - | - | - | - | - | - | - | - | - |
| ANGOON-TENAKEE | 257 | 112 | 4 | 216 | 71 | 4 | 274 | 74 | 7 | 94 | 34 | 5 | 209 | 56 | 4 | 288 | 50 | 7 |
| ANNETTE BAY-KETCHIKAN | 1,458 | 440 | 46 | 1,717 | 449 | 42 | 1,512 | 452 | 44 | 1,806 | 469 | 48 | 1,589 | 451 | 47 | 1,873 | 519 | 47 |
| BELLINGHAM-KETCHIKAN | 1,533 | 665 | 6 | 1,321 | 519 | 6 | 575 | 325 | 5 | 422 | 321 | 5 | 406 | 327 | 4 | 509 | 397 | 5 |
| GUSTAVUS-HOONAH | 276 | 109 | 4 | 579 | 182 | 6 | 254 | 118 | 4 | 288 | 115 | 5 | 218 | 83 | 4 | 85 | 43 | 2 |
| GUSTAVUS-JUNEAU | 444 | 127 | 4 | 424 | 119 | 4 | 233 | 120 | 4 | 126 | 74 | 4 | 226 | 131 | 5 | 280 | 91 | 4 |
| GUSTAVUS-PELICAN | - | - | - | - | - | - | - | - | - | - | - | - | - | - | 22 | 11 | 1 | |
| HAINES-JUNEAU | 5,759 | 1,786 | 36 | 4,806 | 1,557 | 28 | 3,858 | 1,372 | 25 | 2,240 | 1,009 | 20 | 2,154 | 687 | 20 | 1,802 | 679 | 21 |
| HAINES-SKAGWAY | 2,714 | 945 | 17 | 2,529 | 1,018 | 18 | 1,949 | 778 | 20 | 753 | 333 | 17 | 673 | 183 | 17 | 461 | 152 | 17 |
| HOONAH-ANGOON | - | - | - | - | - | - | - | - | - | 198 | 53 | 4 | 41 | 16 | 1 | 140 | 21 | 2 |
| HOONAH-GUSTAVUS | 294 | 101 | 4 | 519 | 161 | 5 | 173 | 109 | 4 | 95 | 43 | 2 | 249 | 107 | 4 | 233 | 90 | 4 |
| HOONAH-JUNEAU | 356 | 120 | 4 | 531 | 195 | 6 | 342 | 154 | 4 | 754 | 312 | 7 | 620 | 304 | 7 | 682 | 338 | 8 |
| HOONAH-KAKE | - | - | - | - | - | - | - | - | - | - | - | - | - | - | - | - | - | - |
| HOONAH-SITKA | - | - | - | - | - | - | - | - | - | 439 | 231 | 4 | 207 | 110 | 3 | 299 | 140 | 4 |
| HOONAH-TENAKEE | - | - | - | - | - | - | - | - | - | 172 | 55 | 4 | 81 | 25 | 1 | - | - | - |
| JUNEAU-ANGOON | - | - | - | - | - | - | 106 | 25 | 3 | 7 | 1 | 1 | 136 | 28 | 3 | 226 | 38 | 5 |
| JUNEAU-GUSTAVUS | 491 | 137 | 4 | 608 | 157 | 5 | 215 | 100 | 4 | 278 | 135 | 7 | 192 | 109 | 5 | 156 | 66 | 3 |
| JUNEAU-HAINES | 5,639 | 1,705 | 33 | 3,845 | 1,505 | 27 | 2,672 | 1,164 | 22 | 1,876 | 802 | 20 | 1,923 | 659 | 20 | 1,764 | 681 | 21 |
| JUNEAU-HOONAH | 356 | 127 | 4 | 434 | 164 | 5 | 190 | 123 | 4 | 1,234 | 476 | 14 | 800 | 330 | 9 | 783 | 316 | 10 |
| JUNEAU-KAKE | 811 | 315 | 4 | 1,038 | 302 | 4 | 659 | 262 | 5 | 142 | 75 | 1 | 49 | 35 | 1 | 79 | 14 | 1 |
| JUNEAU-KETCHIKAN | 372 | 174 | 2 | 413 | 251 | 3 | 240 | 163 | 2 | - | - | - | - | - | - | - | - | - |
| JUNEAU-PELICAN | 50 | 7 | 1 | 24 | 9 | 1 | 32 | 9 | 1 | 17 | 10 | 1 | 27 | 6 | 1 | - | - | - |
| JUNEAU-PETERSBURG | 618 | 225 | 4 | 724 | 301 | 5 | 484 | 191 | 4 | 316 | 175 | 4 | 137 | 51 | 3 | 268 | 97 | 5 |
| JUNEAU-SITKA | 1,359 | 531 | 12 | 1,474 | 648 | 13 | 755 | 366 | 5 | 207 | 247 | 2 | 507 | 383 | 6 | 357 | 281 | 4 |
| JUNEAU-SKAGWAY | 1,510 | 393 | 12 | 1,399 | 345 | 11 | 983 | 281 | 9 | - | - | - | - | - | - | - | - | - |
| JUNEAU-TENAKEE | 444 | 135 | 5 | 294 | 96 | 4 | 112 | 31 | 2 | - | - | - | 212 | 38 | 3 | 148 | 26 | 4 |
| JUNEAU-YAKUTAT | - | - | - | - | - | - | - | - | - | - | - | - | - | - | - | - | - | - |
| KAKE-ANGOON | - | - | - | - | - | - | - | - | - | - | - | - | - | - | 39 | 7 | 1 | |
| KAKE-JUNEAU | 187 | 77 | 1 | - | - | - | - | - | - | 152 | 107 | 4 | 68 | 37 | 3 | 203 | 69 | 5 |
| KAKE-PETERSBURG | 1,003 | 381 | 5 | 944 | 294 | 4 | 623 | 242 | 5 | 316 | 165 | 4 | 148 | 80 | 4 | 158 | 40 | 4 |
| KAKE-SITKA | 556 | 185 | 4 | 385 | 128 | 4 | 197 | 89 | 3 | 124 | 127 | 3 | 240 | 122 | 5 | 155 | 76 | 4 |
| KETCHIKAN-ANNETTE BAY | 1,616 | 460 | 46 | 1,729 | 470 | 42 | 1,462 | 426 | 44 | 1,871 | 517 | 48 | 1,640 | 460 | 47 | 1,866 | 504 | 47 |
| KETCHIKAN-BELLINGHAM | 985 | 500 | 5 | 1,290 | 687 | 7 | 941 | 613 | 6 | 410 | 322 | 4 | 520 | 419 | 5 | 374 | 285 | 4 |
| KETCHIKAN-JUNEAU | 414 | 157 | 2 | 293 | 141 | 2 | 182 | 129 | 2 | - | - | - | - | - | - | - | - | - |
| KETCHIKAN-PRINCE RUPERT | 1,553 | 676 | 9 | 1,531 | 751 | 9 | 1,101 | 660 | 9 | 458 | 349 | 6 | 128 | 108 | 4 | 99 | 60 | 4 |
| KETCHIKAN-WRANGELL | 2,499 | 904 | 13 | 2,179 | 753 | 13 | 867 | 394 | 11 | 909 | 487 | 13 | 779 | 491 | 13 | 656 | 388 | 13 |
| PELICAN-GUSTAVUS | - | - | - | - | - | - | - | - | - | - | - | - | - | - | - | - | - | - |
| PELICAN-JUNEAU | 47 | 8 | 1 | 31 | 11 | 1 | 32 | 7 | 1 | 21 | 9 | 1 | 36 | 7 | 1 | 27 | 12 | 1 |
| PETERSBURG-JUNEAU | 1,900 | 687 | 8 | 1,831 | 650 | 9 | 806 | 342 | 8 | 543 | 309 | 5 | 425 | 297 | 5 | 462 | 253 | 4 |
| PETERSBURG-KAKE | 651 | 233 | 5 | 324 | 113 | 4 | 196 | 84 | 3 | 286 | 196 | 8 | 230 | 134 | 8 | 233 | 126 | 9 |
| PETERSBURG-SITKA | - | - | - | - | - | - | - | - | - | - | - | - | - | - | - | - | - | - |
| PETERSBURG-WRANGELL | 2,122 | 896 | 13 | 2,384 | 992 | 13 | 1,335 | 714 | 12 | 1,027 | 559 | 12 | 707 | 456 | 13 | 703 | 334 | 13 |
| PRINCE RUPERT-KETCHIKAN | 1,392 | 620 | 9 | 1,084 | 527 | 9 | 378 | 207 | 8 | 274 | 197 | 6 | 160 | 156 | 5 | 90 | 69 | 4 |
| SITKA-ANGOON | 226 | 90 | 4 | 145 | 49 | 4 | 19 | 11 | 1 | - | - | - | - | - | - | - | - | - |
| SITKA-HOONAH | - | - | - | - | - | - | - | - | - | 204 | 109 | 2 | 206 | 194 | 3 | 321 | 150 | 4 |
| SITKA-JUNEAU | 1,309 | 408 | 12 | 965 | 340 | 12 | 688 | 257 | 6 | 61 | 100 | 1 | 80 | 44 | 1 | - | - | - |
| SITKA-KAKE | - | - | - | - | - | - | - | - | - | 218 | 107 | 3 | 194 | 71 | 3 | 216 | 55 | 4 |
| SITKA-PETERSBURG | 648 | 300 | 4 | 728 | 386 | 4 | 420 | 260 | 3 | 275 | 239 | 3 | 414 | 309 | 6 | 317 | 208 | 4 |
| SKAGWAY-HAINES | 2,984 | 959 | 20 | 2,772 | 866 | 20 | 2,397 | 709 | 22 | 791 | 340 | 17 | 736 | 208 | 17 | 516 | 152 | 17 |
| SKAGWAY-JUNEAU | 1,138 | 261 | 9 | 1,016 | 261 | 9 | 703 | 146 | 7 | - | - | - | - | - | - | - | - | - |
| TENAKEE-ANGOON | 287 | 103 | 4 | 214 | 71 | 4 | 72 | 28 | 2 | 133 | 47 | 4 | 205 | 41 | 4 | 115 | 26 | 4 |
| TENAKEE-HOONAH | - | - | - | - | - | - | - | - | - | - | - | - | - | - | 90 | 15 | 1 | |
| TENAKEE-JUNEAU | 345 | 127 | 4 | 306 | 88 | 4 | 334 | 82 | 7 | 144 | 44 | 5 | 277 | 68 | 4 | 242 | 39 | 6 |
| WRANGELL-KETCHIKAN | 2,167 | 924 | 13 | 2,548 | 1,051 | 13 | 1,410 | 762 | 12 | 1,049 | 592 | 12 | 861 | 508 | 13 | 545 | 318 | 13 |
| WRANGELL-PETERSBURG | 2,447 | 887 | 13 | 2,124 | 742 | 13 | 820 | 387 | 11 | 827 | 479 | 13 | 637 | 442 | 13 | 730 | 385 | 13 |
| YAKUTAT-JUNEAU | - | - | - | - | - | - | - | - | - | - | - | - | - | - | - | - | - | - |
| TOTAL | 51,364 | 18,046 | 414 | 47,869 | 17,470 | 401 | 30,640 | 12,783 | 363 | 21,733 | 10,438 | 353 | 19,501 | 8,805 | 349 | 18,774 | 7,653 | 359 |

Monthly Southwest Link Volume

(January - June)

| LINK | JANUARY | | | FEBRUARY | | | MARCH | | | APRIL | | | MAY | | | JUNE | | |
|-----------------------|--------------|--------------|------------|--------------|--------------|------------|--------------|--------------|------------|--------------|--------------|------------|--------------|--------------|------------|---------------|--------------|------------|
| | PASS | VEH | TRIPS | PASS | VEH | TRIPS | PASS | VEH | TRIPS | PASS | VEH | TRIPS | PASS | VEH | TRIPS | PASS | VEH | TRIPS |
| AKUTAN-COLD BAY | - | - | - | - | - | - | - | - | - | - | - | - | - | - | - | 67 | 25 | 2 |
| AKUTAN-DUTCH HARBOR | - | - | - | - | - | - | - | - | - | - | - | - | - | - | - | 149 | 14 | 2 |
| CHENEGA BAY-CORDOVA | 9 | 6 | 1 | 9 | 5 | 1 | 4 | 3 | 1 | - | - | - | - | - | - | - | - | - |
| CHENEGA BAY-KODIAK | - | - | - | - | - | - | 21 | 35 | 1 | 53 | 48 | 2 | 100 | 99 | 2 | 230 | 130 | 3 |
| CHENEGA BAY-WHITTIER | 10 | 3 | 1 | - | - | - | 43 | 24 | 1 | 48 | 50 | 2 | 80 | 57 | 2 | 239 | 114 | 2 |
| CHIGNIK-KODIAK | - | - | - | - | - | - | - | - | - | - | - | - | - | - | - | 50 | 16 | 1 |
| CHIGNIK-SAND POINT | - | - | - | - | - | - | - | - | - | - | - | - | - | - | - | 195 | 73 | 3 |
| COLD BAY-FALSE PASS | - | - | - | - | - | - | - | - | - | - | - | - | - | - | - | 115 | 15 | 2 |
| COLD BAY-KING COVE | - | - | - | - | - | - | - | - | - | - | - | - | - | - | - | 98 | 49 | 2 |
| CORDOVA-CHENEGA BAY | 8 | 1 | 1 | - | - | - | - | - | - | - | - | - | - | - | - | - | - | - |
| CORDOVA-TATITLAK | - | - | - | 1 | 3 | 2 | 8 | 3 | 2 | 5 | 2 | 1 | 9 | 4 | 1 | - | - | - |
| CORDOVA-VALDEZ | 95 | 19 | 5 | 181 | 32 | 6 | 167 | 39 | 6 | 156 | 44 | 4 | 126 | 51 | 5 | - | - | - |
| CORDOVA-WHITTIER | 387 | 168 | 18 | 274 | 154 | 15 | 454 | 224 | 17 | 488 | 251 | 19 | 502 | 312 | 23 | 656 | 410 | 17 |
| DUTCH HARBOR-AKUTAN | - | - | - | - | - | - | - | - | - | - | - | - | - | - | - | 109 | 23 | 2 |
| FALSE PASS-AKUTAN | - | - | - | - | - | - | - | - | - | - | - | - | - | - | - | 117 | 12 | 2 |
| HOMER-KODIAK | 91 | 46 | 2 | 80 | 37 | 3 | 85 | 46 | 2 | - | - | - | 333 | 162 | 3 | 745 | 354 | 9 |
| HOMER-PORT LIONS | 137 | 79 | 3 | 412 | 135 | 8 | 64 | 38 | 3 | 43 | 17 | 2 | 135 | 54 | 2 | 336 | 186 | 6 |
| HOMER-SELDOVIA | 120 | 83 | 7 | 213 | 72 | 12 | 295 | 183 | 7 | 436 | 299 | 6 | 190 | 154 | 4 | 350 | 218 | 10 |
| KING COVE-COLD BAY | - | - | - | - | - | - | - | - | - | - | - | - | - | - | - | 153 | 30 | 2 |
| KING COVE-SAND POINT | - | - | - | - | - | - | - | - | - | - | - | - | - | - | - | 101 | 57 | 2 |
| KODIAK-CHENEGA BAY | - | - | - | - | - | - | 29 | 19 | 1 | 48 | 48 | 2 | 71 | 51 | 2 | 228 | 107 | 2 |
| KODIAK-CHIGNIK | - | - | - | - | - | - | - | - | - | - | - | - | - | - | - | 275 | 98 | 3 |
| KODIAK-HOMER | 213 | 132 | 6 | 191 | 71 | 4 | 78 | 56 | 3 | 112 | 32 | 2 | 373 | 212 | 5 | 678 | 380 | 8 |
| KODIAK-OLD HARBOR | - | - | - | - | - | - | - | - | - | - | - | - | - | - | - | - | - | - |
| KODIAK-OUZINKIE | 77 | 25 | 3 | 363 | 121 | 9 | 188 | 87 | 4 | 171 | 76 | 3 | 75 | 45 | 1 | 193 | 113 | 3 |
| KODIAK-PORT LIONS | - | - | - | - | - | - | - | - | - | - | - | - | - | - | - | 185 | 88 | 3 |
| KODIAK-SELDOVIA | - | - | - | - | - | - | 42 | 22 | 1 | 48 | 36 | 2 | - | - | - | - | - | - |
| OLD HARBOR-KODIAK | - | - | - | - | - | - | - | - | - | - | - | - | - | - | - | 38 | 43 | 1 |
| OLD HARBOR-SAND POINT | - | - | - | - | - | - | - | - | - | - | - | - | - | - | - | - | - | - |
| OUZINKIE-KODIAK | 216 | 99 | 3 | 540 | 166 | 8 | 126 | 57 | 3 | 152 | 68 | 3 | - | - | - | 191 | 102 | 3 |
| OUZINKIE-PORT LIONS | 45 | 18 | 3 | 261 | 97 | 9 | 140 | 77 | 4 | 137 | 65 | 3 | 72 | 43 | 1 | 164 | 106 | 3 |
| PORT LIONS-HOMER | 26 | 9 | 1 | 215 | 78 | 7 | 50 | 27 | 2 | - | - | - | - | - | - | 333 | 187 | 6 |
| PORT LIONS-KODIAK | 9 | 1 | 2 | - | 1 | 1 | - | - | - | - | - | - | 129 | 42 | 2 | 174 | 92 | 3 |
| PORT LIONS-OUZINKIE | 160 | 86 | 3 | 453 | 149 | 8 | 81 | 48 | 3 | 112 | 57 | 3 | - | - | - | 178 | 98 | 3 |
| PORT LIONS-SELDOVIA | - | - | - | - | - | - | 70 | 43 | 2 | 101 | 51 | 3 | 75 | 40 | 1 | - | - | - |
| SAND POINT-CHIGNIK | - | - | - | - | - | - | - | - | - | - | - | - | - | - | - | 37 | 16 | 1 |
| SAND POINT-KING COVE | - | - | - | - | - | - | - | - | - | - | - | - | - | - | - | 165 | 45 | 2 |
| SAND POINT-OLD HARBOR | - | - | - | - | - | - | - | - | - | - | - | - | - | - | - | 34 | 40 | 1 |
| SELDOVIA-HOMER | 97 | 50 | 6 | 120 | 57 | 11 | 259 | 160 | 8 | 256 | 171 | 5 | 127 | 86 | 4 | 290 | 160 | 10 |
| SELDOVIA-KODIAK | 49 | 41 | 2 | - | - | - | 119 | 92 | 3 | 239 | 163 | 5 | 65 | 49 | 1 | - | - | - |
| SELDOVIA-PORT LIONS | - | - | - | - | - | - | - | - | - | 38 | 28 | 1 | - | - | - | - | - | - |
| TATITLAK-CORDOVA | 6 | 5 | 2 | 4 | - | 2 | 20 | 7 | 2 | 8 | 5 | 2 | 54 | 22 | 1 | - | - | - |
| TATITLAK-VALDEZ | 1 | 1 | 1 | 7 | 2 | 2 | 7 | 2 | 2 | 9 | 1 | 2 | 78 | 19 | 1 | 186 | 55 | 2 |
| TATITLAK-WHITTIER | - | - | - | - | - | - | - | - | - | - | - | - | - | - | - | 176 | 69 | 2 |
| VALDEZ-CORDOVA | 90 | 26 | 4 | 170 | 27 | 5 | 188 | 49 | 6 | 218 | 84 | 5 | 138 | 84 | 6 | - | - | - |
| VALDEZ-TATITLAK | 8 | 5 | 2 | 9 | - | 2 | 36 | 7 | 2 | 7 | 4 | 2 | 122 | 36 | 1 | 175 | 69 | 2 |
| VALDEZ-WHITTIER | 96 | 16 | 5 | 194 | 41 | 5 | 100 | 46 | 5 | 78 | 42 | 4 | 328 | 137 | 5 | 1,110 | 399 | 11 |
| WHITTIER-CHENEGA BAY | 18 | 10 | 1 | 17 | 7 | 1 | 26 | 40 | 2 | 62 | 53 | 2 | 113 | 108 | 2 | 247 | 138 | 3 |
| WHITTIER-CORDOVA | 369 | 153 | 19 | 293 | 165 | 15 | 448 | 241 | 16 | 515 | 313 | 18 | 860 | 449 | 23 | 802 | 396 | 17 |
| WHITTIER-TATITLAK | - | - | - | - | - | - | - | - | - | - | - | - | - | - | - | 184 | 55 | 2 |
| WHITTIER-VALDEZ | 74 | 23 | 4 | 160 | 27 | 4 | 113 | 51 | 5 | 106 | 61 | 5 | 303 | 128 | 5 | 893 | 357 | 11 |
| TOTAL | 2,411 | 1,105 | 105 | 4,167 | 1,447 | 140 | 3,261 | 1,726 | 114 | 3,646 | 2,069 | 108 | 4,458 | 2,444 | 103 | 10,646 | 4,939 | 169 |

Monthly Southwest Link Volume

(July-December)

| LINK | JULY | | | AUGUST | | | SEPTEMBER | | | OCTOBER | | | NOVEMBER | | | DECEMBER | | |
|-----------------------|---------------|--------------|------------|---------------|--------------|------------|--------------|--------------|------------|--------------|--------------|------------|--------------|--------------|------------|--------------|--------------|------------|
| | PASS | VEH | TRIPS | PASS | VEH | TRIPS | PASS | VEH | TRIPS | PASS | VEH | TRIPS | PASS | VEH | TRIPS | PASS | VEH | TRIPS |
| AKUTAN-COLD BAY | 125 | 13 | 3 | 70 | 15 | 2 | 38 | 17 | 2 | - | - | - | - | - | - | - | - | - |
| AKUTAN-DUTCH HARBOR | 211 | 17 | 3 | 168 | 17 | 2 | 88 | 17 | 2 | - | - | - | - | - | - | - | - | - |
| CHENEGA BAY-CORDOVA | - | - | - | - | - | - | - | - | - | - | - | - | - | - | - | - | - | 1 |
| CHENEGA BAY-KODIAK | 143 | 77 | 2 | 154 | 45 | 2 | 39 | 40 | 2 | - | - | - | - | - | - | - | - | - |
| CHENEGA BAY-WHITTIER | 90 | 51 | 2 | 132 | 68 | 3 | 55 | 45 | 2 | - | - | - | - | - | - | - | - | 1 |
| CHIGNIK-KODIAK | 98 | 17 | 2 | 173 | 37 | 2 | 85 | 36 | 2 | - | - | - | - | - | - | - | - | - |
| CHIGNIK-SAND POINT | 61 | 21 | 1 | 144 | 58 | 2 | 25 | 28 | 1 | - | - | - | - | - | - | - | - | - |
| COLD BAY-FALSE PASS | 177 | 19 | 3 | 115 | 21 | 2 | 51 | 17 | 2 | - | - | - | - | - | - | - | - | - |
| COLD BAY-KING COVE | 163 | 23 | 3 | 92 | 27 | 2 | 54 | 31 | 2 | - | - | - | - | - | - | - | - | - |
| CORDOVA-CHENEGA BAY | - | - | - | - | - | - | - | - | - | - | - | - | - | - | - | - | - | 1 |
| CORDOVA-TATITLAK | - | - | - | - | - | - | - | - | - | - | - | - | - | - | - | - | - | - |
| CORDOVA-VALDEZ | - | - | - | - | - | - | 194 | 88 | 5 | 363 | 148 | 7 | 122 | 34 | 5 | 19 | 14 | 5 |
| CORDOVA-WHITTIER | 1,049 | 465 | 18 | 1,128 | 532 | 18 | 824 | 443 | 18 | 395 | 255 | 9 | 369 | 181 | 11 | 473 | 275 | 21 |
| DUTCH HARBOR-AKUTAN | 170 | 11 | 3 | 101 | 14 | 2 | 75 | 15 | 2 | - | - | - | - | - | - | - | - | - |
| FALSE PASS-AKUTAN | 168 | 18 | 3 | 122 | 17 | 2 | 50 | 17 | 2 | - | - | - | - | - | - | - | - | - |
| HOMER-KODIAK | 979 | 449 | 10 | 725 | 322 | 8 | 504 | 252 | 9 | 181 | 100 | 4 | 104 | 65 | 4 | 93 | 54 | 4 |
| HOMER-PORT LIONS | 361 | 166 | 6 | 494 | 178 | 7 | 435 | 169 | 6 | 468 | 281 | 8 | 368 | 213 | 9 | 242 | 132 | 8 |
| HOMER-SELDOVIA | 278 | 187 | 11 | 302 | 158 | 11 | 289 | 150 | 11 | 169 | 122 | 12 | 158 | 114 | 13 | 188 | 117 | 12 |
| KING COVE-COLD BAY | 226 | 49 | 3 | 157 | 42 | 2 | 70 | 30 | 2 | - | - | - | - | - | - | - | - | - |
| KING COVE-SAND POINT | 185 | 24 | 3 | 142 | 33 | 2 | 98 | 33 | 2 | - | - | - | - | - | - | - | - | - |
| KODIAK-CHENEGA BAY | 121 | 64 | 3 | 61 | 39 | 2 | 45 | 35 | 2 | - | - | - | - | - | - | - | - | - |
| KODIAK-CHIGNIK | 67 | 24 | 1 | 161 | 57 | 2 | 34 | 31 | 1 | - | - | - | - | - | - | - | - | - |
| KODIAK-HOMER | 771 | 295 | 10 | 998 | 336 | 9 | 746 | 280 | 9 | 396 | 182 | 7 | 277 | 135 | 6 | 141 | 94 | 5 |
| KODIAK-OLD HARBOR | 66 | 19 | 1 | - | - | - | 52 | 26 | 1 | - | - | - | - | - | - | - | - | - |
| KODIAK-OUZINKIE | 172 | 66 | 3 | 212 | 86 | 3 | 183 | 95 | 3 | 315 | 147 | 8 | 404 | 186 | 9 | 401 | 172 | 9 |
| KODIAK-PORT LIONS | 215 | 86 | 3 | 256 | 138 | 4 | 124 | 52 | 3 | - | - | - | - | - | - | - | - | 1 |
| KODIAK-SELDOVIA | - | - | - | - | - | - | - | - | - | - | - | - | - | - | - | - | - | - |
| OLD HARBOR-KODIAK | - | - | - | 56 | 19 | 1 | - | - | - | - | - | - | - | - | - | - | - | - |
| OLD HARBOR-SAND POINT | 63 | 15 | 1 | - | - | - | 43 | 19 | 1 | - | - | - | - | - | - | - | - | - |
| OUZINKIE-KODIAK | 189 | 89 | 3 | 246 | 73 | 3 | 332 | 112 | 3 | 510 | 271 | 8 | 460 | 215 | 9 | 442 | 174 | 9 |
| OUZINKIE-PORT LIONS | 146 | 61 | 3 | 197 | 85 | 3 | 152 | 85 | 3 | 237 | 138 | 8 | 312 | 172 | 9 | 262 | 140 | 9 |
| PORT LIONS-HOMER | 376 | 144 | 6 | 463 | 237 | 7 | 260 | 125 | 5 | 212 | 140 | 6 | 317 | 182 | 7 | 181 | 113 | 7 |
| PORT LIONS-KODIAK | 190 | 86 | 3 | 272 | 99 | 4 | 154 | 77 | 4 | 9 | 3 | 2 | 7 | 5 | 2 | 5 | 2 | 2 |
| PORT LIONS-OUZINKIE | 156 | 82 | 3 | 226 | 72 | 3 | 291 | 101 | 3 | 448 | 263 | 8 | 359 | 197 | 9 | 306 | 149 | 9 |
| PORT LIONS-SELDOVIA | - | - | - | - | - | - | - | - | - | - | - | - | - | - | - | - | - | - |
| SAND POINT-CHIGNIK | 141 | 30 | 3 | 52 | 10 | 1 | 49 | 31 | 2 | - | - | - | - | - | - | - | - | - |
| SAND POINT-KING COVE | 214 | 46 | 3 | 196 | 59 | 2 | 122 | 45 | 2 | - | - | - | - | - | - | - | - | - |
| SAND POINT-OLD HARBOR | - | - | - | 48 | 19 | 1 | - | - | - | - | - | - | - | - | - | - | - | - |
| SELDOVIA-HOMER | 334 | 190 | 11 | 308 | 189 | 11 | 269 | 147 | 11 | 220 | 143 | 12 | 155 | 107 | 13 | 142 | 95 | 12 |
| SELDOVIA-KODIAK | - | - | - | - | - | - | - | - | - | - | - | - | - | - | - | - | - | - |
| SELDOVIA-PORT LIONS | - | - | - | - | - | - | - | - | - | - | - | - | - | - | - | - | - | - |
| TATITLAK-CORDOVA | - | - | - | - | - | - | - | - | - | - | - | - | - | - | - | - | - | - |
| TATITLAK-VALDEZ | 182 | 65 | 2 | 303 | 93 | 3 | - | - | - | - | - | - | - | - | - | - | - | - |
| TATITLAK-WHITTIER | 240 | 74 | 2 | 320 | 116 | 3 | 64 | 23 | 1 | - | - | - | - | - | - | - | - | - |
| VALDEZ-CORDOVA | - | - | - | - | - | - | 281 | 134 | 11 | 224 | 98 | 5 | 124 | 34 | 5 | 8 | 4 | 6 |
| VALDEZ-TATITLAK | 240 | 76 | 2 | 321 | 116 | 3 | 64 | 23 | 1 | - | - | - | - | - | - | - | - | - |
| VALDEZ-WHITTIER | 1,482 | 453 | 11 | 1,249 | 379 | 10 | 694 | 278 | 9 | 361 | 152 | 6 | 14 | 10 | 1 | - | - | 1 |
| WHITTIER-CHENEGA BAY | 158 | 87 | 2 | 178 | 55 | 2 | 53 | 49 | 2 | - | - | - | - | - | - | - | - | 1 |
| WHITTIER-CORDOVA | 896 | 414 | 18 | 961 | 499 | 17 | 547 | 273 | 12 | 463 | 246 | 12 | 414 | 218 | 11 | 456 | 249 | 21 |
| WHITTIER-TATITLAK | 182 | 62 | 2 | 302 | 93 | 3 | - | - | - | - | - | - | - | - | - | - | - | - |
| WHITTIER-VALDEZ | 1,152 | 386 | 11 | 1,112 | 387 | 11 | 680 | 282 | 16 | 181 | 100 | 3 | 18 | 12 | 1 | - | - | 2 |
| TOTAL | 12,237 | 4,521 | 183 | 12,717 | 4,840 | 177 | 8,213 | 3,751 | 177 | 5,152 | 2,789 | 125 | 3,982 | 2,080 | 124 | 3,359 | 1,784 | 147 |

Monthly Cross-Gulf Link Volume

(January - June)

| LINK | JANUARY | | | FEBRUARY | | | MARCH | | | APRIL | | | MAY | | | JUNE | | |
|------------------|-----------|------------|----------|----------|----------|----------|------------|-----------|----------|------------|------------|----------|------------|------------|----------|--------------|------------|----------|
| | PASS | VEH | TRIPS | PASS | VEH | TRIPS | PASS | VEH | TRIPS | PASS | VEH | TRIPS | PASS | VEH | TRIPS | PASS | VEH | TRIPS |
| HOMER-JUNEAU | 28 | 97 | 3 | - | - | - | - | - | - | - | - | - | - | - | - | - | - | - |
| JUNEAU-YAKUTAT | - | - | - | - | - | - | - | - | - | - | - | - | 287 | 216 | 3 | 341 | 177 | 2 |
| JUNEAU-HOMER | 27 | 30 | 2 | - | - | - | - | - | - | - | - | - | - | - | - | - | - | - |
| JUNEAU-SELDOVIA | 2 | 2 | 1 | - | - | - | - | - | - | - | - | - | - | - | - | - | - | - |
| WHITTIER-YAKUTAT | - | - | - | - | - | - | 83 | 57 | 1 | 122 | 101 | 2 | 244 | 157 | 2 | 373 | 201 | 2 |
| YAKUTAT-JUNEAU | - | - | - | - | - | - | - | - | - | - | - | - | 249 | 159 | 2 | 365 | 199 | 2 |
| YAKUTAT-WHITTIER | - | - | - | - | - | - | 74 | 42 | 1 | 91 | 110 | 2 | 114 | 119 | 2 | 482 | 238 | 3 |
| TOTAL | 57 | 129 | 6 | - | - | - | 157 | 99 | 2 | 213 | 211 | 4 | 894 | 651 | 9 | 1,561 | 815 | 9 |

Monthly Cross-Gulf Link Volume

(July-December)

| LINK | JULY | | | AUGUST | | | SEPTEMBER | | | OCTOBER | | | NOVEMBER | | | DECEMBER | | |
|------------------|--------------|------------|----------|--------------|------------|-----------|------------|------------|----------|----------|----------|----------|----------|----------|----------|----------|----------|----------|
| | PASS | VEH | TRIPS | PASS | VEH | TRIPS | PASS | VEH | TRIPS | PASS | VEH | TRIPS | PASS | VEH | TRIPS | PASS | VEH | TRIPS |
| HOMER-JUNEAU | - | - | - | - | - | - | - | - | - | - | - | - | - | - | - | - | - | - |
| JUNEAU-YAKUTAT | 384 | 173 | 2 | 302 | 130 | 2 | 194 | 150 | 2 | - | - | - | - | - | - | - | - | - |
| JUNEAU-HOMER | - | - | - | - | - | - | - | - | - | - | - | - | - | - | - | - | - | - |
| JUNEAU-SELDOVIA | - | - | - | - | - | - | - | - | - | - | - | - | - | - | - | - | - | - |
| WHITTIER-YAKUTAT | 353 | 170 | 2 | 380 | 214 | 3 | 198 | 143 | 2 | - | - | - | - | - | - | - | - | - |
| YAKUTAT-JUNEAU | 363 | 175 | 2 | 390 | 218 | 3 | 194 | 142 | 2 | - | - | - | - | - | - | - | - | - |
| YAKUTAT-WHITTIER | 367 | 168 | 2 | 299 | 127 | 2 | 188 | 144 | 2 | - | - | - | - | - | - | - | - | - |
| TOTAL | 1,467 | 686 | 8 | 1,371 | 689 | 10 | 774 | 579 | 8 | - | - | - | - | - | - | - | - | - |

Stateroom Usage

Alaska Marine Highway System, Annual Traffic Volume Report • 2016

These reports focus on stateroom usage and are similar to the Link Volume Summary Reports of Passengers and Vehicles. Of the eleven vessels in the AMHS fleet, six have staterooms: the *MV Columbia*, the *MV Kennicott*, the *MV Taku*, the *MV Malaspina*, the *MV Matanuska*, and the *MV Tustumena*.

The reports show the percentage of cabins used on each link and are reported by geographic region and vessel. Regional reports of stateroom usage are displayed alphabetically by embarking port and capacity ratio. Individual vessel tables provide the link volume ratio by month. The years 2000 through 2016 Annual Traffic Volume Reports are based on counts from issued tickets (pre-sailing data). Years prior to 2000 were based on counts from used tickets (post-sailing data).

Columbia Staterooms

(104 Staterooms)

| LINK | JAN | FEB | MAR | APR | MAY | JUN | JUL | AUG | SEP | OCT | NOV | DEC | TOTAL |
|----------------------|-----|-----|-----|-----|-----|------|-----|-----|-----|-----|-----|-----|-------|
| BELLINGHAM-KETCHIKAN | - | - | - | - | - | 100% | 89% | 93% | 58% | - | - | - | 86% |
| HAINES-JUNEAU | - | - | - | - | - | 67% | 64% | 74% | 74% | - | - | - | 69% |
| HAINES-SKAGWAY | - | - | - | - | - | 35% | 23% | 33% | 17% | - | - | - | 28% |
| JUNEAU-HAINES | - | - | - | - | - | 69% | 54% | 59% | 42% | - | - | - | 57% |
| JUNEAU-SITKA | - | - | - | - | - | 85% | 74% | 90% | 76% | - | - | - | 82% |
| KETCHIKAN-BELLINGHAM | - | - | - | - | - | 76% | 85% | 75% | 87% | - | - | - | 80% |
| KETCHIKAN-WRANGELL | - | - | - | - | - | 95% | 77% | 90% | 52% | - | - | - | 80% |
| PETERSBURG-JUNEAU | - | - | - | - | - | 100% | 83% | 94% | 58% | - | - | - | 86% |
| PETERSBURG-WRANGELL | - | - | - | - | - | 74% | 61% | 79% | 70% | - | - | - | 71% |
| SITKA-PETERSBURG | - | - | - | - | - | 74% | 64% | 77% | 70% | - | - | - | 71% |
| SKAGWAY-HAINES | - | - | - | - | - | 28% | 26% | 34% | 30% | - | - | - | 29% |
| WRANGELL-KETCHIKAN | - | - | - | - | - | 72% | 61% | 83% | 72% | - | - | - | 72% |
| WRANGELL-PETERSBURG | - | - | - | - | - | 97% | 76% | 89% | 54% | - | - | - | 81% |

Kennicott Staterooms

(109 Staterooms)

| LINK | JAN | FEB | MAR | APR | MAY | JUN | JUL | AUG | SEP | OCT | NOV | DEC | TOTAL |
|-------------------------|-----|-----|-----|-----|-----|-----|-----|-----|-----|-----|-----|-----|-------|
| BELLINGHAM-KETCHIKAN | - | - | - | - | 65% | 88% | 87% | 67% | 44% | 39% | 49% | 48% | 55% |
| CHENEGA BAY-KODIAK | - | - | 10% | 14% | 21% | 27% | 29% | 19% | 12% | - | - | - | 20% |
| CHENEGA BAY-WHITTIER | - | - | 13% | 12% | 15% | 34% | 16% | 16% | 15% | - | - | - | 17% |
| HAINES-JUNEAU | - | 14% | 11% | - | - | - | - | - | - | 32% | 35% | 33% | 26% |
| HAINES-SKAGWAY | - | 4% | 4% | - | - | - | - | - | - | 8% | 3% | 4% | 5% |
| HOMER-KODIAK | - | - | - | - | 42% | 22% | 27% | 26% | 18% | - | - | - | 26% |
| HOMER-PORT LIONS | - | - | 10% | 8% | - | - | - | - | - | - | - | - | 9% |
| HOMER-SELDOVIA | - | - | 19% | 20% | 15% | - | 1% | - | 1% | - | - | - | 11% |
| JUNEAU-HAINES | - | 14% | 9% | - | - | - | - | - | - | 29% | 28% | 25% | 22% |
| JUNEAU-KETCHIKAN | - | - | - | - | 64% | 77% | 78% | 70% | 60% | - | - | - | 70% |
| JUNEAU-PETERSBURG | - | 12% | 11% | - | - | - | - | - | - | - | - | - | 11% |
| JUNEAU-SITKA | - | 14% | 13% | - | - | - | - | - | - | 46% | 42% | 43% | 35% |
| JUNEAU-YAKUTAT | - | - | 28% | 23% | 42% | 75% | 77% | 69% | 44% | - | - | - | 51% |
| KETCHIKAN-BELLINGHAM | - | - | - | - | 63% | 78% | 83% | 71% | 65% | 47% | 52% | 50% | 60% |
| KETCHIKAN-JUNEAU | - | - | - | - | 62% | 83% | 85% | 66% | 44% | - | - | - | 68% |
| KETCHIKAN-PRINCE RUPERT | - | 6% | 13% | - | - | - | - | - | - | - | - | - | 9% |
| KETCHIKAN-WRANGELL | - | 5% | 11% | - | - | - | - | - | - | 35% | 42% | 39% | 24% |
| KODIAK-CHENEGA BAY | - | - | 11% | 12% | 14% | 35% | 18% | 13% | 14% | - | - | - | 17% |
| KODIAK-HOMER | - | - | 8% | 12% | 17% | 31% | 14% | 18% | 14% | - | - | - | 17% |
| KODIAK-OUZINKIE | - | - | 14% | 14% | 27% | - | - | - | - | - | - | - | 16% |
| KODIAK-SELDOVIA | - | - | 18% | 12% | - | - | - | - | - | - | - | - | 14% |
| OUZINKIE-KODIAK | - | - | 1% | 10% | - | - | - | - | - | - | - | - | 8% |
| OUZINKIE-PORT LIONS | - | - | 14% | 14% | 26% | - | - | - | - | - | - | - | 16% |
| PETERSBURG-JUNEAU | - | 1% | 11% | - | - | - | - | - | - | 39% | 41% | 41% | 29% |
| PETERSBURG-SITKA | - | 9% | 23% | - | - | - | - | - | - | - | - | - | 18% |
| PETERSBURG-WRANGELL | - | 7% | 13% | - | - | - | - | - | - | 45% | 39% | 40% | 26% |
| PORT LIONS-OUZINKIE | - | - | 1% | 11% | - | - | - | - | - | - | - | - | 8% |
| PORT LIONS-SELDOVIA | - | - | 15% | 14% | 27% | - | - | - | - | - | - | - | 16% |
| PRINCE RUPERT-KETCHIKAN | - | 11% | 10% | - | - | - | - | - | - | - | - | - | 10% |
| SELDOVIA-HOMER | - | - | 16% | 13% | 14% | 1% | - | 2% | 1% | - | - | - | 8% |
| SELDOVIA-KODIAK | - | - | 20% | 20% | 29% | - | - | - | - | - | - | - | 21% |
| SELDOVIA-PORT LIONS | - | - | - | 18% | - | - | - | - | - | - | - | - | 18% |
| SITKA-JUNEAU | - | 19% | 20% | - | - | - | - | - | - | - | - | - | 19% |
| SITKA-PETERSBURG | - | 8% | 33% | - | - | - | - | - | - | 39% | 39% | 38% | 33% |
| SKAGWAY-HAINES | - | 7% | 8% | - | - | - | - | - | - | 9% | 7% | 7% | 8% |
| WHITTIER-CHENEGA BAY | - | - | 10% | 14% | 21% | 26% | 29% | 20% | 13% | - | - | - | 20% |
| WHITTIER-YAKUTAT | - | - | 31% | 26% | 58% | 79% | 74% | 63% | 54% | - | - | - | 57% |
| WRANGELL-KETCHIKAN | - | 5% | 11% | - | - | - | - | - | - | 45% | 41% | 39% | 26% |
| WRANGELL-PETERSBURG | - | 5% | 12% | - | - | - | - | - | - | 34% | 38% | 39% | 23% |
| YAKUTAT-JUNEAU | - | - | 31% | 25% | 59% | 77% | 77% | 63% | 51% | - | - | - | 56% |
| YAKUTAT-WHITTIER | - | - | 26% | 23% | 24% | 73% | 76% | 69% | 45% | - | - | - | 51% |

Malaspina Staterooms

(72 Staterooms)

| LINK | JAN | FEB | MAR | APR | MAY | JUN | JUL | AUG | SEP | OCT | NOV | DEC | TOTAL |
|----------------------|-----|-----|-----|-----|-----|------|-----|-----|-----|-----|-----|-----|-------|
| BELLINGHAM-KETCHIKAN | 61% | 61% | 79% | 83% | 83% | 100% | - | - | - | - | - | - | 74% |
| HAINES-JUNEAU | 50% | 48% | 38% | 40% | 40% | - | - | - | - | - | - | - | 43% |
| HAINES-SKAGWAY | 7% | 6% | 9% | 19% | 18% | - | - | - | - | - | - | - | 12% |
| JUNEAU-HAINES | 33% | 38% | 39% | 50% | 57% | - | - | - | - | - | - | - | 43% |
| JUNEAU-PETERSBURG | - | - | 28% | 81% | - | - | - | - | - | - | - | - | 54% |
| JUNEAU-SITKA | 48% | 46% | 57% | 77% | 60% | - | - | - | - | - | - | - | 56% |
| KAKE-PETERSBURG | - | - | - | 75% | - | - | - | - | - | - | - | - | 75% |
| KETCHIKAN-BELLINGHAM | 55% | 44% | 41% | 72% | 37% | 100% | - | - | - | - | - | - | 52% |
| KETCHIKAN-WRANGELL | 51% | 53% | 62% | 76% | 82% | - | - | - | - | - | - | - | 64% |
| PETERSBURG-JUNEAU | 52% | 56% | 66% | 81% | 79% | - | - | - | - | - | - | - | 66% |
| PETERSBURG-SITKA | - | - | 63% | 72% | - | - | - | - | - | - | - | - | 67% |
| PETERSBURG-WRANGELL | 47% | 38% | 36% | 69% | 44% | - | - | - | - | - | - | - | 46% |
| SITKA-JUNEAU | - | - | 86% | 67% | - | - | - | - | - | - | - | - | 76% |
| SITKA-KAKE | - | - | - | 79% | - | - | - | - | - | - | - | - | 79% |
| SITKA-PETERSBURG | 46% | 39% | 38% | 60% | 44% | - | - | - | - | - | - | - | 44% |
| SKAGWAY-HAINES | 12% | 11% | 10% | 10% | 14% | - | - | - | - | - | - | - | 11% |
| SKAGWAY-JUNEAU | - | - | - | 19% | - | - | - | - | - | - | - | - | 19% |
| WRANGELL-KETCHIKAN | 46% | 38% | 35% | 70% | 36% | 82% | - | - | - | - | - | - | 47% |
| WRANGELL-PETERSBURG | 51% | 56% | 59% | 77% | 79% | - | - | - | - | - | - | - | 64% |

Matanuska Staterooms

(106 Staterooms)

| LINK | JAN | FEB | MAR | APR | MAY | JUN | JUL | AUG | SEP | OCT | NOV | DEC | TOTAL |
|-------------------------|-----|-----|-----|-----|-----|------|-----|-----|-----|-----|-----|-----|-------|
| GUSTAVUS-HOONAH | 8% | 9% | - | - | - | - | - | - | - | - | - | - | 9% |
| GUSTAVUS-JUNEAU | 17% | 25% | - | - | - | - | - | - | - | - | - | - | 21% |
| HAINES-JUNEAU | 15% | - | 2% | 3% | 10% | 29% | 51% | 48% | 25% | 17% | 9% | 4% | 21% |
| HAINES-SKAGWAY | 8% | 6% | - | 11% | 6% | 19% | 32% | 20% | 16% | 6% | 3% | 4% | 15% |
| HOONAH-GUSTAVUS | 17% | 25% | - | - | - | - | - | - | - | - | - | - | 21% |
| HOONAH-JUNEAU | 26% | 6% | 38% | 31% | - | - | - | - | - | 33% | 27% | 26% | 28% |
| HOONAH-KAKE | 6% | 7% | - | - | - | - | - | - | - | - | - | - | 6% |
| HOONAH-SITKA | 29% | 13% | 48% | 20% | - | - | - | - | - | 25% | 22% | 23% | 24% |
| JUNEAU-GUSTAVUS | 8% | 9% | - | - | - | - | - | - | - | - | - | - | 8% |
| JUNEAU-HAINES | 8% | 10% | 10% | 13% | 18% | 34% | 43% | 35% | 24% | 12% | 8% | 9% | 20% |
| JUNEAU-HOONAH | 18% | 13% | 58% | 19% | - | - | - | - | - | 25% | 23% | 24% | 23% |
| JUNEAU-KAKE | - | - | - | - | 31% | 51% | 75% | 84% | 34% | 43% | 18% | - | 51% |
| JUNEAU-PETERSBURG | 6% | 5% | 14% | 15% | 11% | 38% | 49% | 40% | 37% | 25% | 10% | 13% | 23% |
| JUNEAU-SITKA | - | - | - | 34% | - | 100% | - | - | - | - | 15% | - | 48% |
| KAKE-JUNEAU | 8% | 8% | 4% | 7% | - | 91% | 70% | - | - | 11% | 5% | 10% | 14% |
| KAKE-PETERSBURG | 4% | 5% | 17% | 13% | 26% | 46% | 78% | 79% | 29% | 22% | 11% | 9% | 30% |
| KAKE-SITKA | 14% | 14% | 24% | 25% | 23% | 31% | 51% | 27% | 16% | 13% | 15% | 15% | 22% |
| KETCHIKAN-PRINCE RUPERT | 6% | 7% | 11% | 11% | 10% | 35% | 59% | 60% | 42% | 27% | 12% | 6% | 29% |
| KETCHIKAN-WRANGELL | 7% | 4% | 15% | 16% | 20% | 42% | 51% | 33% | 15% | 11% | 8% | 7% | 20% |
| PETERSBURG-JUNEAU | 5% | 4% | - | - | 23% | 41% | 61% | 44% | 16% | 18% | 20% | - | 31% |
| PETERSBURG-KAKE | 10% | 7% | 15% | 17% | 18% | 43% | 49% | 24% | 15% | 11% | 8% | 7% | 16% |
| PETERSBURG-SITKA | - | 6% | - | - | - | - | - | - | - | - | - | - | 6% |
| PETERSBURG-WRANGELL | 3% | 3% | 9% | 11% | 12% | 39% | 58% | 53% | 30% | 19% | 7% | 8% | 22% |
| PRINCE RUPERT-KETCHIKAN | 8% | 5% | 21% | 25% | 18% | 35% | 41% | 29% | 12% | 11% | 8% | 8% | 21% |
| SITKA-HOONAH | 22% | 16% | 38% | 31% | - | - | - | - | - | 33% | 25% | 26% | 27% |
| SITKA-JUNEAU | - | - | - | 30% | 22% | 38% | 54% | 37% | 36% | 21% | 32% | - | 35% |
| SITKA-KAKE | 14% | - | 32% | 16% | - | 100% | - | - | - | 20% | 17% | 15% | 22% |
| SITKA-PETERSBURG | - | 8% | - | - | - | - | - | - | - | 15% | 10% | - | 11% |
| SKAGWAY-HAINES | - | - | - | - | 3% | 17% | 27% | 24% | 11% | 7% | 16% | 3% | 15% |
| SKAGWAY-JUNEAU | 14% | 18% | - | 9% | - | - | - | - | - | - | - | - | 14% |
| WRANGELL-KETCHIKAN | 3% | 3% | 6% | 8% | 10% | 36% | 58% | 52% | 31% | 18% | 7% | 5% | 21% |
| WRANGELL-PETERSBURG | 7% | 4% | 16% | 16% | 19% | 41% | 54% | 34% | 14% | 12% | 9% | 7% | 20% |

Tustumena Staterooms

(24 Staterooms)

| LINK | JAN | FEB | MAR | APR | MAY | JUN | JUL | AUG | SEP | OCT | NOV | DEC | TOTAL |
|-----------------------|-----|-----|-----|-----|-----|-----|------|------|------|-----|-----|-----|-------|
| AKUTAN-COLD BAY | - | - | - | - | - | 75% | 84% | 75% | 47% | - | - | - | 73% |
| AKUTAN-DUTCH HARBOR | - | - | - | - | - | 86% | 94% | 95% | 65% | - | - | - | 87% |
| CHIGNIK-KODIAK | - | - | - | - | - | 94% | 88% | 91% | 91% | - | - | - | 90% |
| CHIGNIK-SAND POINT | - | - | - | - | - | 90% | 100% | 91% | 59% | - | - | - | 88% |
| COLD BAY-FALSE PASS | - | - | - | - | - | 76% | 98% | 82% | 59% | - | - | - | 82% |
| COLD BAY-KING COVE | - | - | - | - | - | 73% | 86% | 71% | 50% | - | - | - | 72% |
| DUTCH HARBOR-AKUTAN | - | - | - | - | - | 79% | 91% | 75% | 68% | - | - | - | 80% |
| FALSE PASS-AKUTAN | - | - | - | - | - | 86% | 97% | 88% | 62% | - | - | - | 86% |
| HOMER-JUNEAU | 25% | - | - | - | - | - | - | - | - | - | - | - | 25% |
| HOMER-KODIAK | 63% | 38% | 69% | - | 94% | 72% | 75% | 78% | 75% | 85% | 54% | 39% | 66% |
| HOMER-PORT LIONS | 75% | 54% | 52% | - | 82% | 93% | 94% | 94% | 94% | 95% | 71% | 54% | 77% |
| HOMER-SELDOVIA | 22% | - | - | - | - | 1% | 1% | 3% | - | - | - | - | 2% |
| JUNEAU-HOMER | 25% | - | - | - | - | - | - | - | - | - | - | - | 25% |
| KING COVE-COLD BAY | - | - | - | - | - | 82% | 94% | 78% | 65% | - | - | - | 82% |
| KING COVE-SAND POINT | - | - | - | - | - | 83% | 95% | 100% | 68% | - | - | - | 88% |
| KODIAK-CHIGNIK | - | - | - | - | - | 94% | 95% | 95% | 76% | - | - | - | 92% |
| KODIAK-HOMER | 61% | 50% | 46% | - | 80% | 93% | 91% | 94% | 100% | 91% | 84% | 53% | 78% |
| KODIAK-OLD HARBOR | - | - | - | - | - | - | 91% | - | 94% | - | - | - | 93% |
| KODIAK-OUZINKIE | 33% | 35% | 31% | - | - | 72% | 75% | 84% | 88% | 34% | 52% | 32% | 48% |
| KODIAK-PORT LIONS | - | - | - | - | - | 95% | 92% | 96% | 67% | - | - | - | 82% |
| OLD HARBOR-KODIAK | - | - | - | - | - | 80% | - | 78% | - | - | - | - | 79% |
| OLD HARBOR-SAND POINT | - | - | - | - | - | - | 91% | - | 82% | - | - | - | 88% |
| OUZINKIE-KODIAK | 69% | 50% | 44% | - | - | 84% | 85% | 78% | 96% | 78% | 58% | 38% | 62% |
| OUZINKIE-PORT LIONS | 33% | 35% | 35% | - | - | 79% | 74% | 86% | 92% | 35% | 52% | 35% | 50% |
| PORT LIONS-HOMER | 29% | 39% | 38% | - | - | 92% | 97% | 99% | 100% | 68% | 82% | 52% | 74% |
| PORT LIONS-KODIAK | 8% | - | - | - | 65% | 89% | 94% | 89% | 57% | 6% | 3% | 3% | 56% |
| PORT LIONS-OUZINKIE | 69% | 53% | 46% | - | - | 89% | 79% | 78% | 100% | 79% | 59% | 41% | 64% |
| SAND POINT-CHIGNIK | - | - | - | - | - | 76% | 87% | 89% | 59% | - | - | - | 78% |
| SAND POINT-KING COVE | - | - | - | - | - | 88% | 97% | 100% | 97% | - | - | - | 97% |
| SAND POINT-OLD HARBOR | - | - | - | - | - | 75% | - | 74% | - | - | - | - | 74% |
| SELDOVIA-HOMER | 4% | - | - | - | - | 1% | 1% | 4% | 1% | - | - | 1% | 1% |
| WHITTIER-KODIAK | 31% | - | - | - | - | - | - | - | - | - | - | - | 31% |

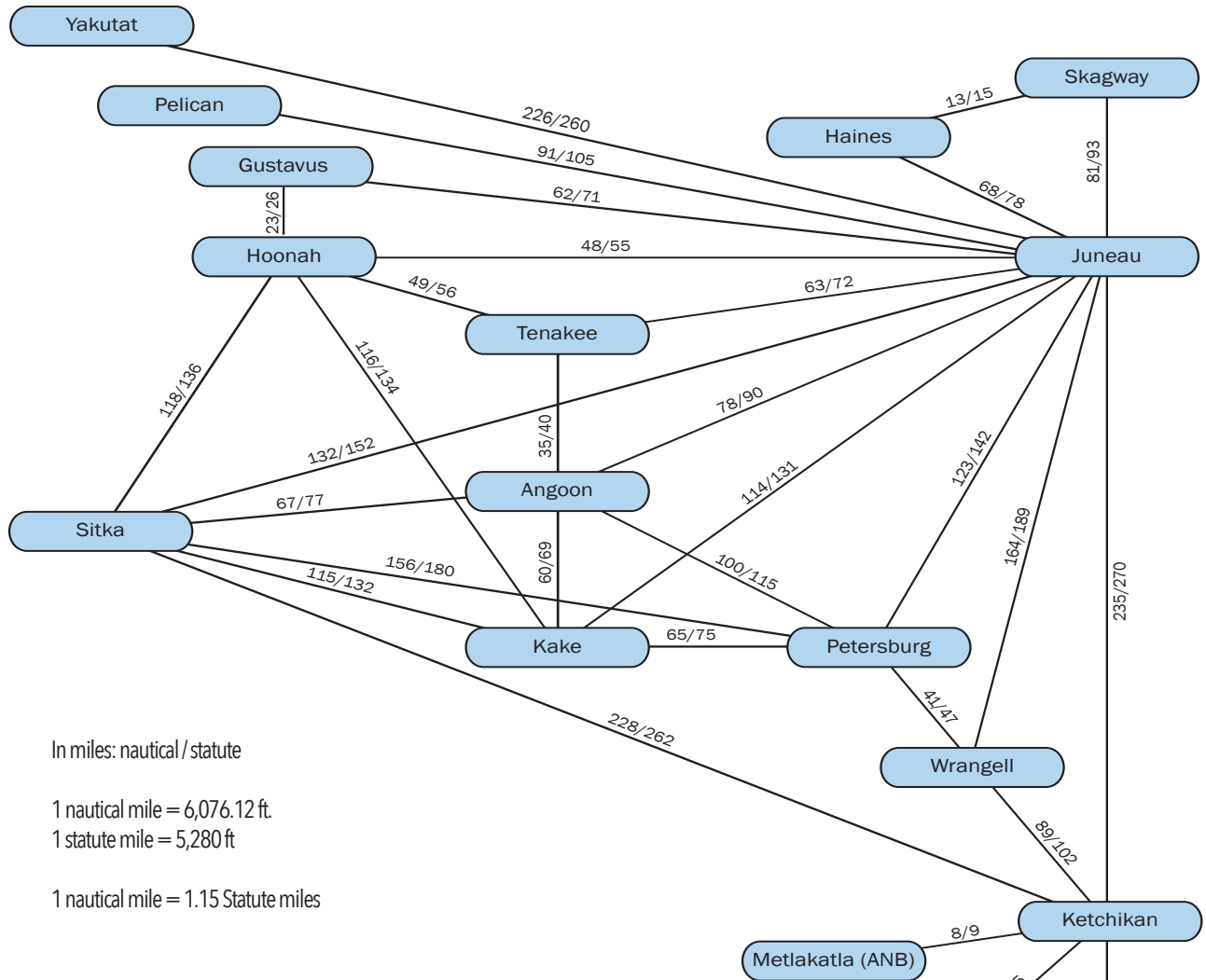
Stateroom Usage by Link

| SOUTHEAST LINK | COUNT | STATEROOM MILES | CAPACITY |
|-------------------------|---------------|------------------|----------|
| BELLINGHAM-KETCHIKAN | 3,596 | 2,139,620 | 69% |
| GUSTAVUS-HOONAH | 19 | 437 | 9% |
| GUSTAVUS-JUNEAU | 44 | 2,728 | 21% |
| HAINES-JUNEAU | 2,967 | 201,756 | 33% |
| HAINES-SKAGWAY | 1,133 | 14,729 | 15% |
| HOONAH-GUSTAVUS | 44 | 1,012 | 21% |
| HOONAH-JUNEAU | 517 | 24,816 | 28% |
| HOONAH-KAKE | 27 | 3,132 | 6% |
| HOONAH-SITKA | 444 | 52,392 | 24% |
| JUNEAU-GUSTAVUS | 18 | 1,116 | 8% |
| JUNEAU-HAINES | 2,846 | 193,528 | 29% |
| JUNEAU-HOONAH | 478 | 22,944 | 23% |
| JUNEAU-KAKE | 1,197 | 136,458 | 51% |
| JUNEAU-KETCHIKAN | 729 | 171,315 | 70% |
| JUNEAU-PETERSBURG | 1,178 | 144,894 | 22% |
| JUNEAU-SITKA | 2,576 | 340,032 | 56% |
| JUNEAU-YAKUTAT | 78 | 17,628 | 25% |
| KAKE-JUNEAU | 323 | 36,822 | 14% |
| KAKE-PETERSBURG | 1,449 | 94,185 | 31% |
| KAKE-SITKA | 924 | 106,260 | 22% |
| KETCHIKAN-BELLINGHAM | 3,272 | 1,946,840 | 63% |
| KETCHIKAN-JUNEAU | 647 | 152,045 | 68% |
| KETCHIKAN-PRINCE RUPERT | 2,159 | 196,469 | 28% |
| KETCHIKAN-WRANGELL | 4,570 | 406,730 | 31% |
| PETERSBURG-JUNEAU | 3,566 | 438,618 | 47% |
| PETERSBURG-KAKE | 1,064 | 69,160 | 16% |
| PETERSBURG-SITKA | 197 | 30,732 | 25% |
| PETERSBURG-WRANGELL | 4,389 | 179,949 | 30% |
| PRINCE RUPERT-KETCHIKAN | 1,555 | 141,505 | 20% |
| SITKA-HOONAH | 546 | 64,428 | 27% |
| SITKA-JUNEAU | 947 | 125,004 | 34% |
| SITKA-KAKE | 453 | 52,095 | 24% |
| SITKA-PETERSBURG | 2,095 | 326,820 | 47% |
| SKAGWAY-HAINES | 1,082 | 14,066 | 15% |
| SKAGWAY-JUNEAU | 105 | 8,505 | 15% |
| WRANGELL-KETCHIKAN | 4,267 | 379,763 | 29% |
| WRANGELL-PETERSBURG | 4,590 | 188,190 | 31% |
| YAKUTAT-JUNEAU | 85 | 19,210 | 27% |
| TOTAL | 56,176 | 8,445,933 | - |

| SOUTHWEST LINK | COUNT | STATEROOM MILES | CAPACITY |
|-----------------------|---------------|-----------------|----------|
| AKUTAN-COLD BAY | 125 | 19,750 | 73% |
| AKUTAN-DUTCH HARBOR | 158 | 7,110 | 87% |
| CHENEGA BAY-KODIAK | 271 | 54,471 | 20% |
| CHENEGA BAY-WHITTIER | 237 | 15,879 | 17% |
| CHIGNIK-KODIAK | 122 | 30,378 | 90% |
| CHIGNIK-SAND POINT | 124 | 17,112 | 88% |
| COLD BAY-FALSE PASS | 146 | 8,468 | 82% |
| COLD BAY-KING COVE | 125 | 3,125 | 72% |
| DUTCH HARBOR-AKUTAN | 134 | 6,030 | 80% |
| FALSE PASS-AKUTAN | 154 | 8,932 | 86% |
| HOMER-KODIAK | 979 | 133,144 | 37% |
| HOMER-PORT LIONS | 1,012 | 135,608 | 64% |
| HOMER-SELDOVIA | 246 | 4,182 | 7% |
| KING COVE-COLD BAY | 147 | 3,675 | 82% |
| KING COVE-SAND POINT | 157 | 15,386 | 88% |
| KODIAK-CHENEGA BAY | 231 | 46,431 | 17% |
| KODIAK-CHIGNIK | 133 | 33,117 | 92% |
| KODIAK-HOMER | 1,177 | 160,072 | 36% |
| KODIAK-OLD HARBOR | 37 | 3,700 | 93% |
| KODIAK-OUZINKIE | 546 | 7,644 | 35% |
| KODIAK-PORT LIONS | 215 | 5,805 | 82% |
| KODIAK-SELDOVIA | 44 | 5,324 | 14% |
| OLD HARBOR-KODIAK | 34 | 3,400 | 79% |
| OLD HARBOR-SAND POINT | 35 | 9,870 | 88% |
| OUZINKIE-KODIAK | 656 | 9,184 | 46% |
| OUZINKIE-PORT LIONS | 560 | 7,280 | 36% |
| PORT LIONS-HOMER | 788 | 105,592 | 74% |
| PORT LIONS-KODIAK | 233 | 6,291 | 56% |
| PORT LIONS-OUZINKIE | 678 | 8,814 | 47% |
| PORT LIONS-SELDOVIA | 103 | 12,566 | 16% |
| SAND POINT-CHIGNIK | 101 | 13,938 | 78% |
| SAND POINT-KING COVE | 174 | 17,052 | 97% |
| SAND POINT-OLD HARBOR | 32 | 9,024 | 74% |
| SELDOVIA-HOMER | 167 | 2,839 | 5% |
| SELDOVIA-KODIAK | 213 | 25,773 | 21% |
| SELDOVIA-PORT LIONS | 19 | 2,318 | 18% |
| WHITTIER-CHENEGA BAY | 274 | 18,358 | 20% |
| TOTAL | 10,587 | 977,642 | - |

Southeast Link Diagram

(Diagrammatic - No Scale)



In miles: nautical / statute

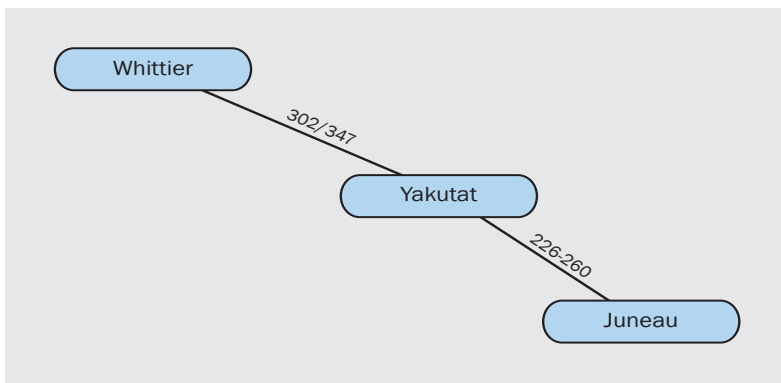
1 nautical mile = 6,076.12 ft.

1 statute mile = 5,280 ft

1 nautical mile = 1.15 Statute miles

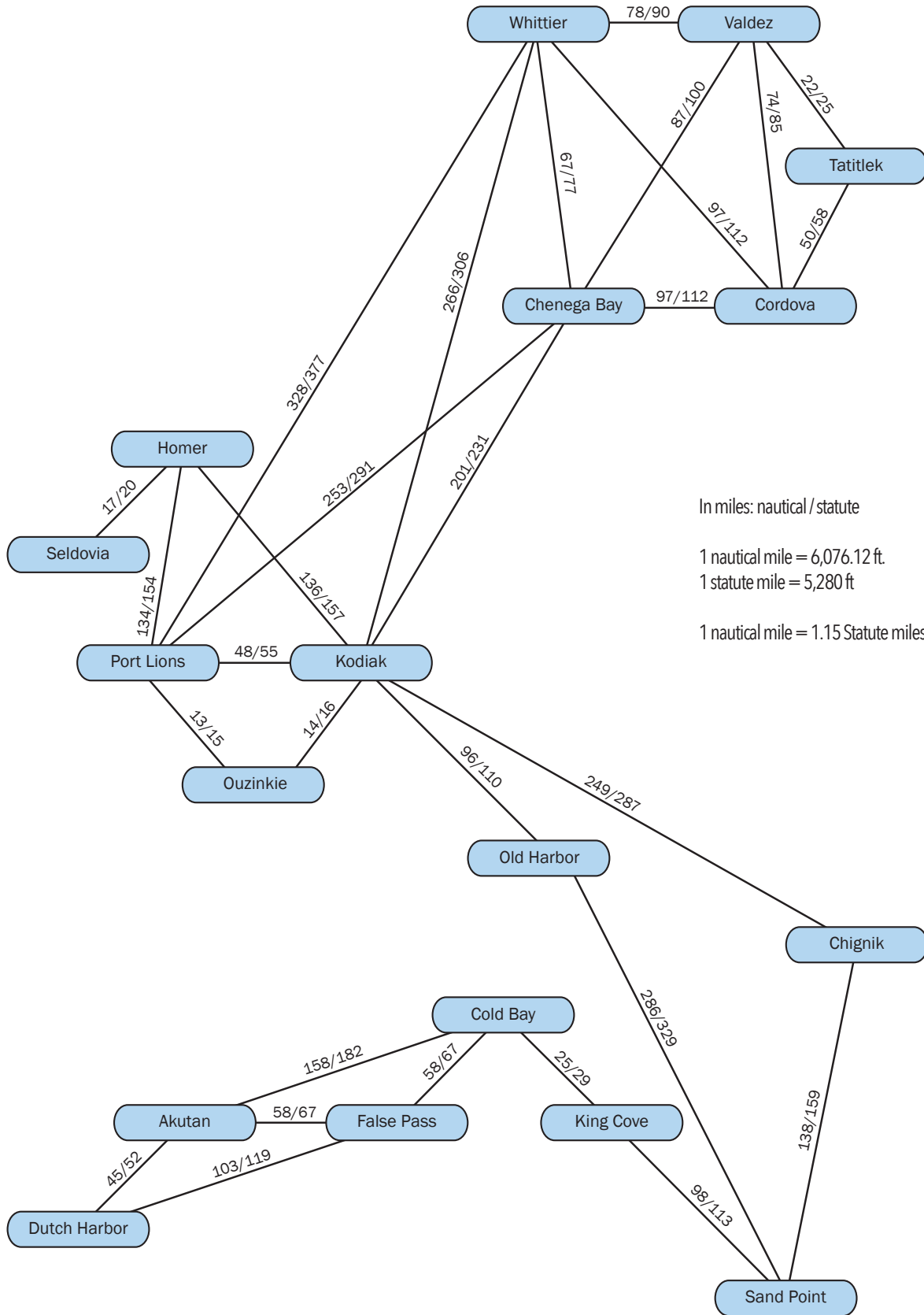
Cross-Gulf Link Diagram

(Diagrammatic - No Scale)



Southwest Link Diagram

(Diagrammatic - No Scale)



In miles: nautical / statute

1 nautical mile = 6,076.12 ft.

1 statute mile = 5,280 ft

1 nautical mile = 1.15 Statute miles



The mission of the Alaska Marine Highway System is to provide safe, reliable, and efficient transportation of people, goods, and vehicles among Alaska communities, Canada, and the "Lower 48," while providing opportunities to develop and maintain a reasonable standard of living and high quality of life, including social, education, and health needs.

FerryAlaska.com

